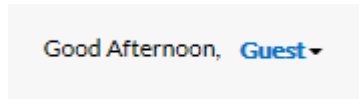
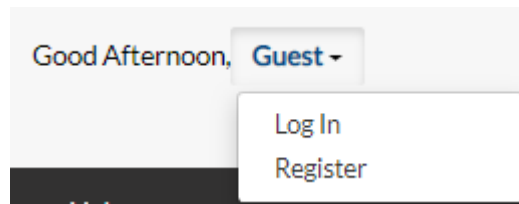


County of Hawai'i Plans, Permits & Inspections Guest Tour

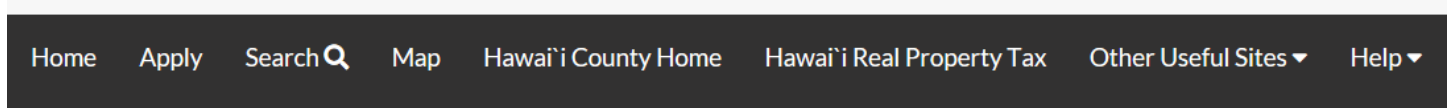
Greeting and Login/Register



Click on *Guest* to Log in or Register to the site.



Site Menu



Home

Site's Home Page

Apply

Opens Application Assistant (Note – to apply for a permit, user will need to log in to site.)

Search

Opens public information search page

Map

Opens map search page

Hawai'i County Home

Opens County of Hawai'i's website

Hawai'i Real Property Tax

Opens County of Hawai'i's Real Property Tax website

Other Useful Sites

Provides links to departments and agencies and other useful sites related to applying for plan approvals and permits.

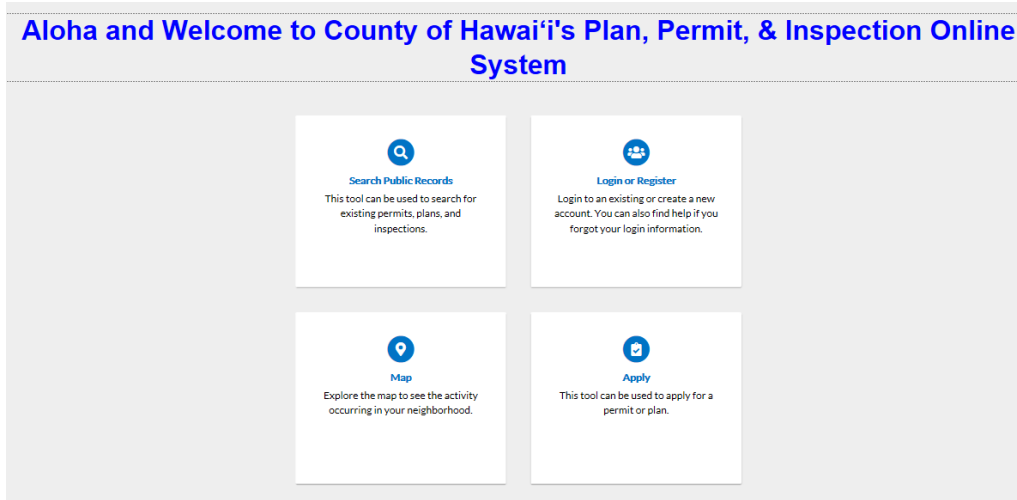
Help

Provides links to user guides & eventually training videos.

Site Announcements and Notifications Banner

Public Announcements and Notifications are displayed via scrolling banner on the Home/Dashboard windows.

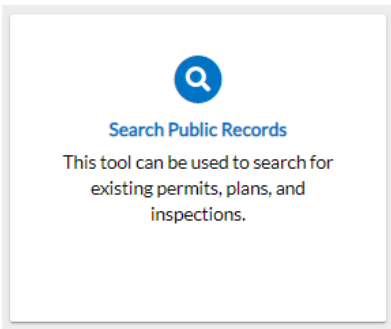
Welcome Message and Service Tiles



Service tiles provide quick access to services available on the site.

Guest users may search public records stored within the system via the **Search Public Records** or **Map** tile.

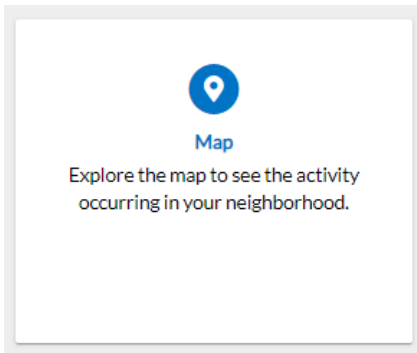
Search Public Records



Public Information

Search for Exact Phrase

Map (GIS – Geographic Information System)



For more information on how to use either service, refer to the user guide for the service desired.

Login or Register



Login or Register

Login to an existing or create a new account. You can also find help if you forgot your login information.

Log In

* Username

Username is required.

* Password

Password is required

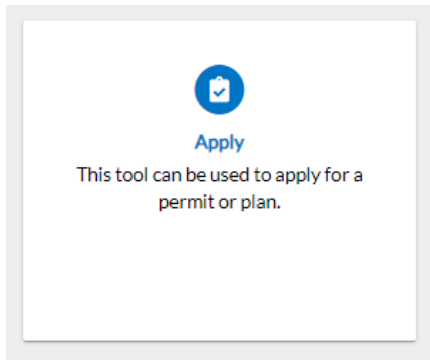
Remember Me

Log In

Forgot your password? [Reset it](#)

Don't have an account yet? [Register Here](#)

Apply



Application Assistant

Search for application names and keywords



All

Trending

PERMITS

Planning Department Applications

> Show Categories

Additional Farm Dwelling

Apply

Category Name:
Additional Farm Dwelling

Description:

Use this application to apply for any subsequent single-family dwelling located on or used in connection with a farm, or if the agricultural activity provides income to the family occupying the dwelling.

Building Demolition Permit

Apply

Category Name:
Bldg Div - Building Permits

Description:

Permit for the complete razing or dismantling of a structure.

For more information refer to the Application Assistant user guide.