

KC Case Management for 07/01/2019 to 06/30/2020
by Council Districts

Council Districts	06S Case Management		
	1	42	506.50
2	83	904.00	\$53,903.00
3	69	715.25	\$42,783.00
4	48	656.03	\$39,034.80
5	28	436.00	\$25,936.00
6	41	580.25	\$34,649.00
7	25	347.25	\$20,675.00
8	25	301.50	\$17,921.00
9	40	504.25	\$30,161.00
Total	401	4,951.03	\$295,362.80

KC Case Management for 07/01/2019 to 06/30/2020
by S House Rep District

S House Rep District	06S Case Management		
	1	75	903.00
2	94	922.78	\$55,049.80
3	62	868.75	\$51,874.00
4	52	697.00	\$41,459.00
5	35	496.25	\$29,609.00
6	42	542.25	\$32,294.00
7	41	521.00	\$31,130.00
Total	401	4,951.03	\$295,362.80

KC Case Management for 07/01/2019 to 06/30/2020
by S Senate Districts

S Senate Districts	06S Case Management		
	1	158	1593.03
2	93	1348.50	\$80,307.00
3	73	967.00	\$57,715.00
4	77	1042.50	\$62,174.00
Total	401	4,951.03	\$295,362.80

HCOA Calls Summary

Report Period July 01, 2020 to September 30, 2020

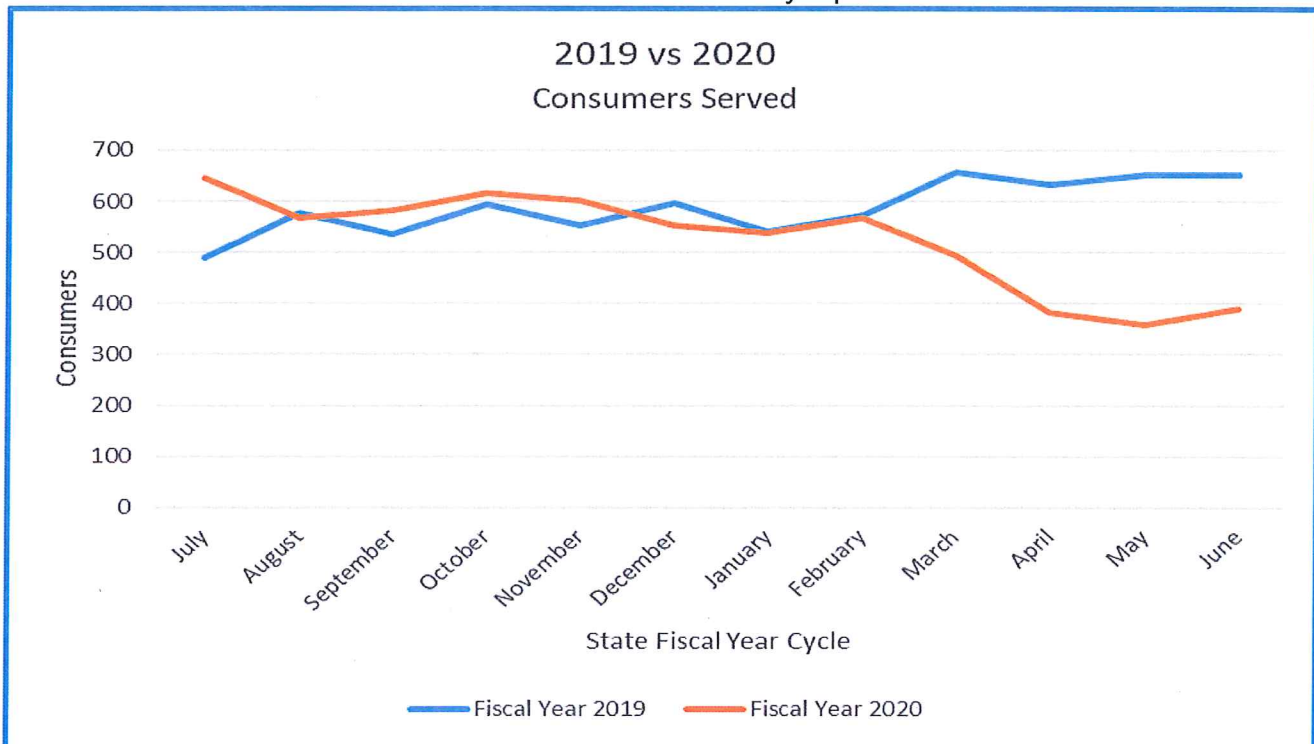
TOPIC	Total
Legal Aid / Referral / Consultation	117
Call Topics >= 100	

*1563
calls*

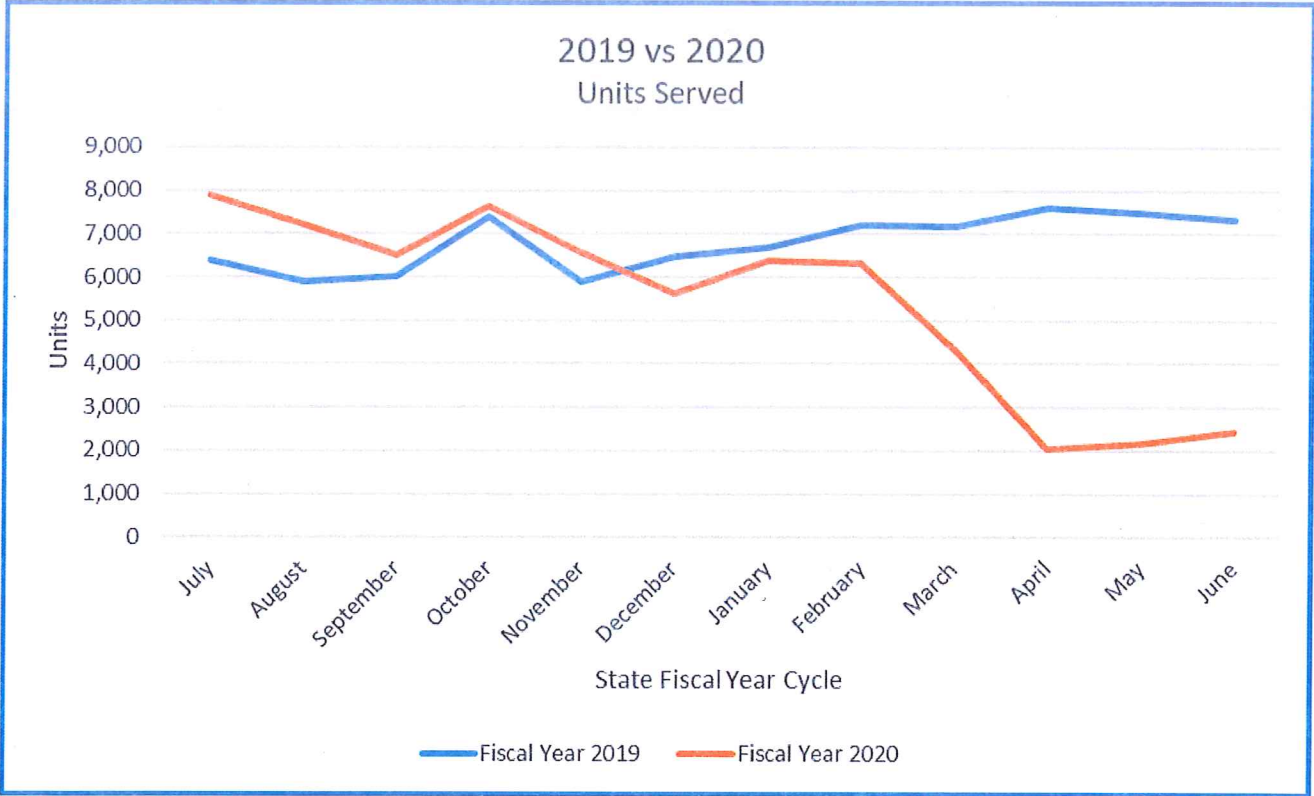
TOPIC	Total
100 - Referred to SFS	61
Caregiver Support / Respite	65
Caregiving Issues	53
Chore	55
Home Delivered Meals	54
Homemaker	97
In-Home Care Needs	99
Medicaid	74
Options Counseling	88
Personal Care	64
Call Topics >= 50 and < 100	

TOPIC	Total
Adult Day Care	22
Caregiver Burnout	20
COVID - 19	48
Falls Prevention	42
Home Safety	31
Legal Issues	20
Medicaid Recipient Eligibility / Service Issues	31
Nutrition Concerns	24
Power of Attorney	35
Private Paid Services	32
Public Health Nursing	25
Transportation - Medical	46
Transportation - Non-Medical	40
Call Topics >= 20 and < 50	

Transportation Services 1 Unit = 1 one way trip



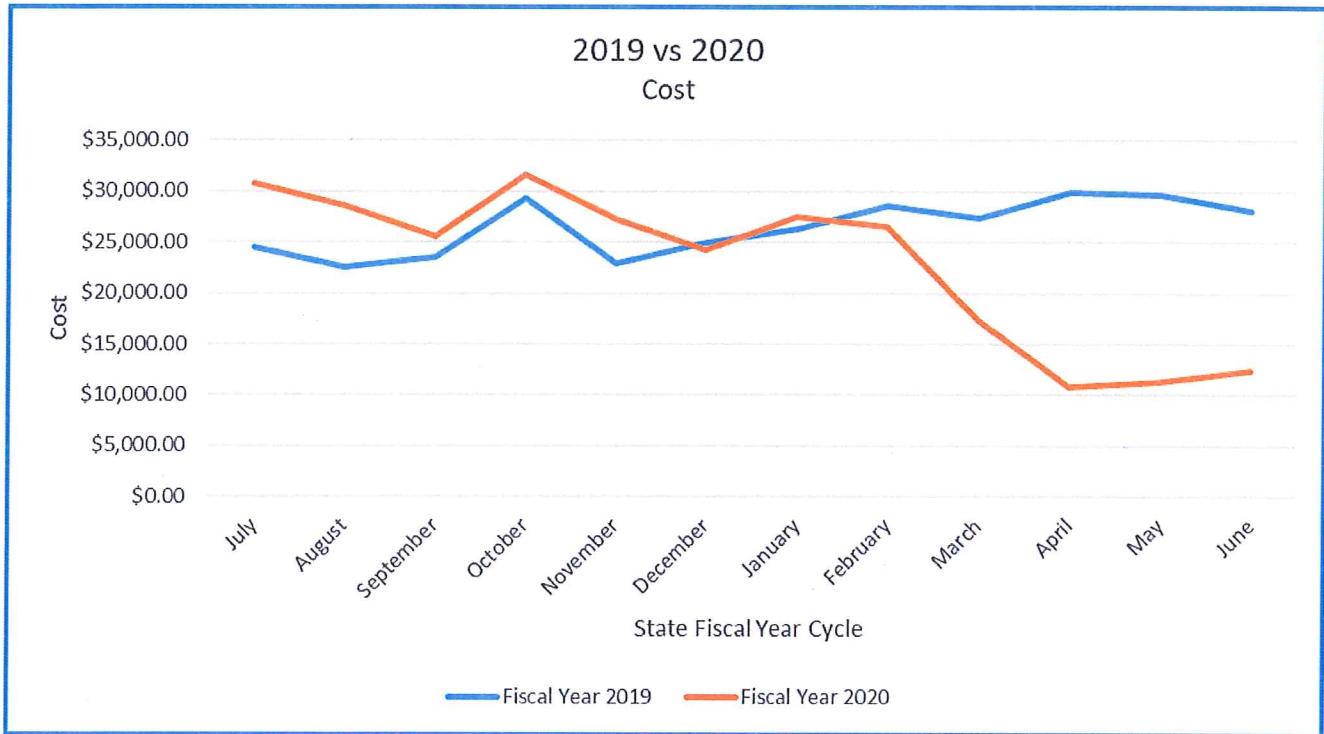
2019 Unduplicated Count = 1,476
 2020 Unduplicated Count = 1,376
6.8% Decrease



2019 Total Units Served = 81,484

2020 Total Units Served = 65,098

20.1% Decrease



2019 Total Cost = \$317,551.17

2020 Total Cost = 274,125.76

13.7% Decrease