

The background of the slide is a repeating pattern of stylized green leaves and branches on a white background. A dark green rectangular box is centered on the slide, containing the main title and subtitle. A small, solid green rectangle is positioned at the top center of the dark green box.

HUB AND SPOKE FOR KONA

Information Presentation March 2021


MTA is changing...

- Improving reliability
- Replacing old equipment
- Opened a new maintenance garage in Hilo
- New Transit Administrator since 2018
- Added personnel for finance, records, maintenance
- Improving communications
- Improving service options




Plan for the future – Transit and Multi-Modal Master Plan

- Visions, Goals, Strategies
- Multi-Modal Program...includes ride sharing, bicycle mode, coordination with roadway programs, alternate fuel vehicles
- Transit Service Recommendations...includes Customer Service, Schedule Adherence, new types of service, and hub and spoke for each district
- Capital Program Recommendations... includes fleet, maintenance, bus stops and hubs, shelters and benches, park and ride, signage
- Capital and Financial Plans
- Completed in 2018 and accepted by County Council



Hub and Spoke – what is it?

- This is a way of routing transportation through a central location, or hub
- Spokes are the routes going in and out of the hub
- By meeting up at the hub, passengers on the shorter routes (using smaller vehicles) can get off and transfer onto the longer routes (which use longer vehicles).
- This makes service more efficient than if the long routes had to stop everywhere
- The concept has been in use by freight forwarders and airlines since 2001.
- In the past ten to fifteen years, transit systems have been converting to hub and spoke.



How many hubs would there be?

The Master Plan proposes four hubs: Hilo, Pahoa, Waimea, and Kona. They are at different stages of development.

There is already a hub in downtown Hilo at the Mooheau Bus Terminal. Passengers can wait there to board multiple bus routes and to transfer between routes. There is an information and ticket office. In the future, additional passenger amenities are planned.

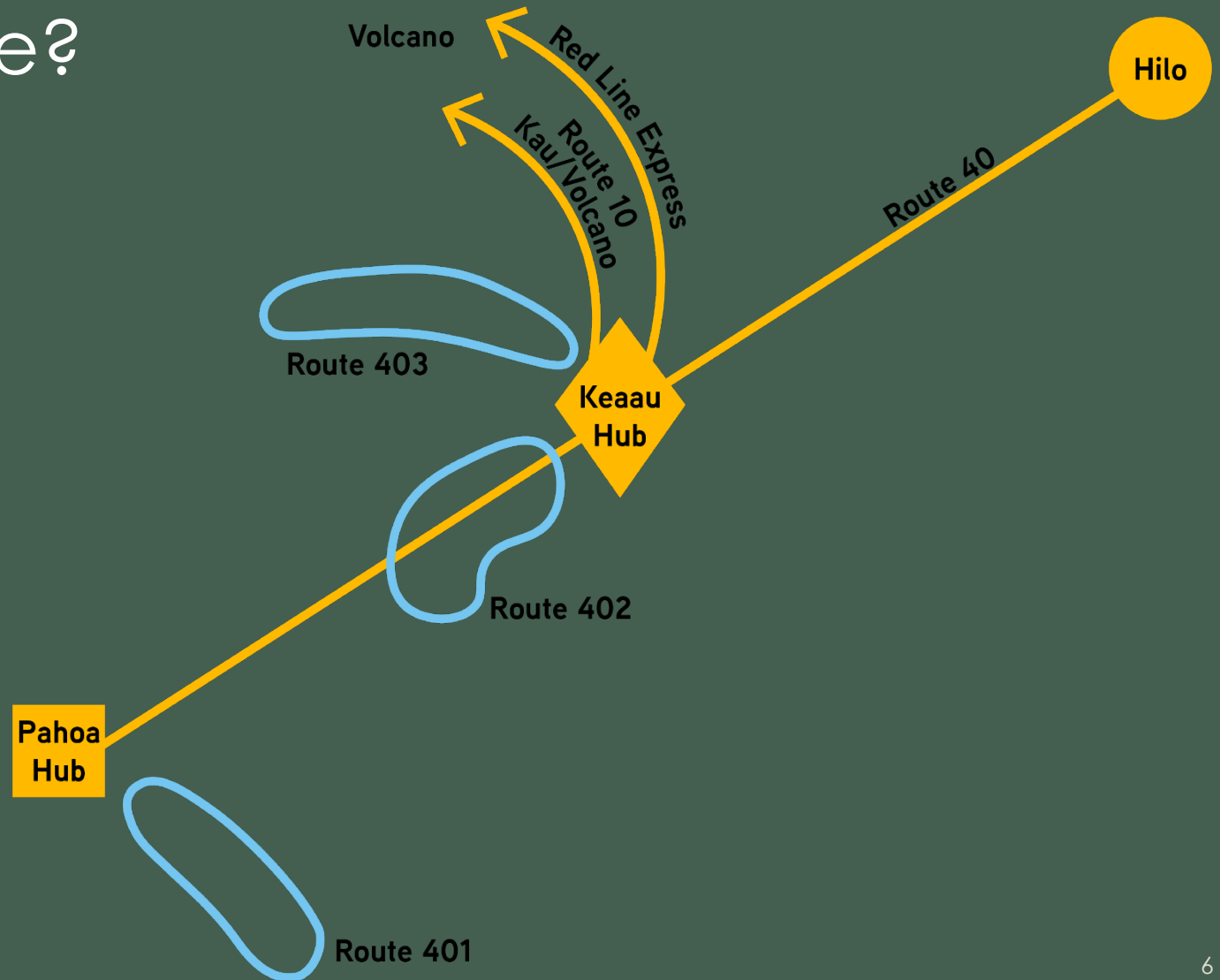
A hub is planned for Pahoa. It is currently undergoing environmental review of alternate locations. Two Community outreach meetings were held in Puna in 2019.

The hub for Kona is about to start the planning and community outreach phase. Due to Covid restrictions, this public meeting is being held virtually.

A future hub for Waimea is proposed.

What would be the major lines for Kona under hub and spoke?

- Route 75 North Kohala, Waimea, Kailua-Kona
- Route 90 Kohala-Pohala
- Route 201 would go along Alii Drive
- Route 202 goes from Kona Airport by way of Ane Keahokalole
- Route 203 Kona Airport by way of Highway 190
- Route 204 Kuakini Highway
- Blue Line Express (New) will go from Kona to Hilo
- Green Line (New) will go from Waimea to Kona



Kona Service Area

Hele On Bus - Kona Service Area Map



Kona Commercial Area Detail

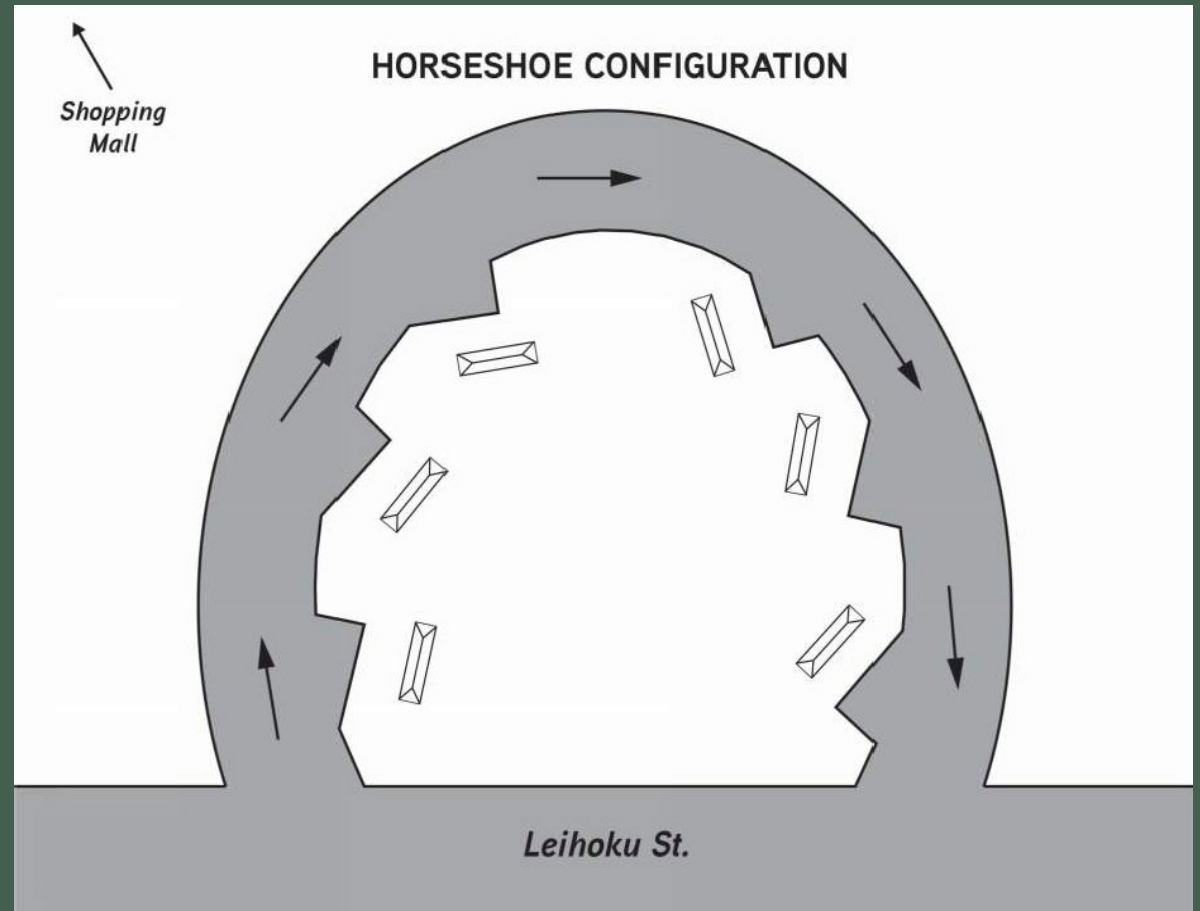


Location and Features of Hubs

- Should be in a central location, close to business and schools and shops
- One to five acres, with utility connections
- Features can include:
 - > Multiple shelters and benches
 - > Multiple Pull outs for the buses to wait and load
 - > Proper signage and lighting
 - > Places for passengers to be dropped off
 - > Locations for taxi or Uber/Lyft type pick ups
 - > Possibly park and ride spaces (these can be in separate location)
 - > Possibly bathrooms

Example: Horseshoe Configuration – Waianae Hub on Oahu

- Area: 62,200 sq. ft. (1.43 acres)
- Features: A roundabout transit facility with seven (7) shelter structures connected on Leihoku Street
- Number of Bus Lines Entering: 8
- Bathroom: 1 Portable Toilet and 1 ADA Portable Toilet

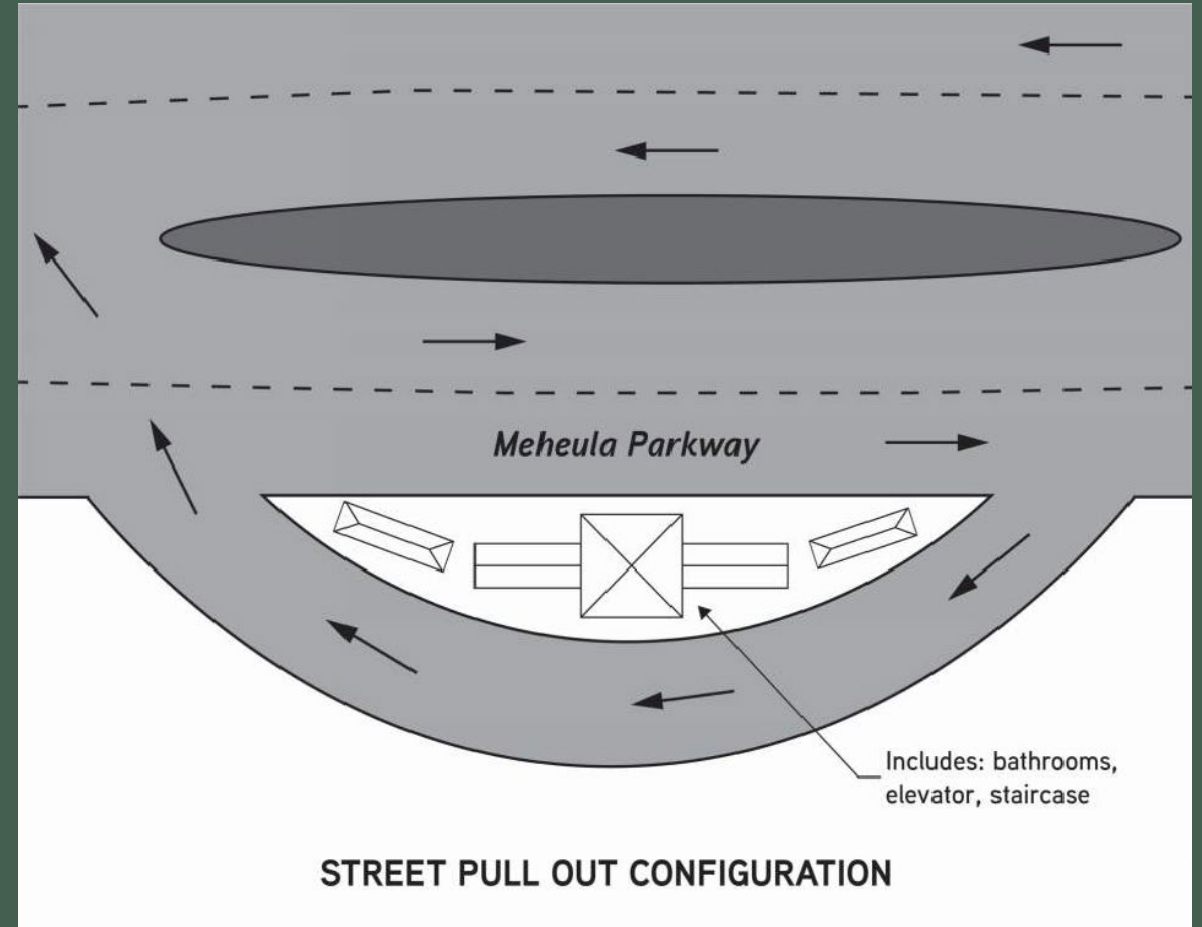


Features at Waianae Hub



Example: Street Pull Out Hub – Mililani on Oahu

- Area: 37,000 sq. ft. (0.85 acre)
- Features: Two level structure with elevator and a community conference room facility. Bus patron parking is available on the lower level
- Number of Bus Lines Entering: 9
- Bathroom: Yes (1 Male and 1 Female)



Features of Mililani Hub



So what would be best for Kona?

- Where should it be located?
- What features should it have?

Mahalo for your input

