


# COUNTY OF HAWAII



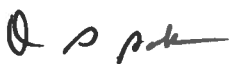
## CONSOLIDATED ANNUAL PERFORMANCE AND EVALUATION REPORT (CAPER)

**PERIOD: JULY 1, 2021, TO JUNE 30, 2022**


Office of Housing and Community Development  
1990 Kino`ole Street, Suite 102  
Hilo, Hawai`i 96720

Phone Voice/TT: 808/961-8379  
Fax: 808/961-8685  
E-Mail: [ohcdcdbg@hawaiicounty.gov](mailto:ohcdcdbg@hawaiicounty.gov)

# CERTIFICATION STATEMENT

| <b>CONSOLIDATED ANNUAL PERFORMANCE AND EVALUATION REPORT (CAPER)</b>  |  |
|---|--|
| <b>Report Period:</b><br>July 1, 2021 to June 30, 2022  | <b>Name and Address of Grantee:</b><br>County of Hawai`i<br>Office of Housing and Community Development<br>1990 Kino`ole Street, Suite 102<br>Hilo, HI 96720 |
| <b>Grant:</b><br>Community Development Block Grant<br>HOME Investment Partnerships Grant  |  |
| The grantee's authorized representative certifies that: <ul style="list-style-type: none"> <li>a. To the best of his/her knowledge and belief the data in this report was true and correct as of the date of the report.</li> <li>b. The records described in 24 CFR 570.506 are being maintained and will be made available upon request.</li> <li>c. Activities have been carried out in compliance with the certifications submitted with the application, and future activities will be carried out in compliance with the certifications.</li> </ul> |  |
| <b>Name and Title of Authorized Representative</b><br>(Type/Print)<br>Mitchell D. Roth<br>Mayor, County of Hawai`i  | <b>Telephone</b><br>(808) 961-8211   |
| <br><b>Signature of Authorized Representative</b>  | Date <u>9/28/22</u>  |

Recommend Approval:




---

Housing Administrator  
 Office of Housing & Community Development

Date: 9/23/22

Approval as to Form and Legality:



---

Deputy Corporation Counsel  
 County of Hawaii

Date: 9/26/22

# IDIS REPORTS

The following CAPER IDIS Reports are required to be submitted to HUD as part of the CAPER process. These documents are available for review upon request and are as follows:

## CDBG REPORTS

PR03 - Activity Summary for Grantees  
PR06 – Summary of ConPlan Projects for Report Year  
PR10 – CDBG Housing Activities  
PR23 – Summary of Accomplishments  
PR26 – CDBG Financial Summary (Form 4949.3)  
SECTION 3 Report

## HOME REPORTS

PR22 – Status of HOME Activities  
PR25 – Status of CHDO Funds by Fiscal Year – (Not included, see State’s CAPER)  
PR33 – HOME Match Liability Report (Not included, see State’s CAPER)

To request a specific report or any other information on these reports, please call or write to:

Office of Housing and Community Development  
1990 Kino`ole Street, Suite 102  
Hilo, HI 96720

Phone Voice/TT: 808/961-8379  
Fax: 808/961-8685  
Email: [ohcdcdbg@hawaiicounty.gov](mailto:ohcdcdbg@hawaiicounty.gov)

## CR-05 - Goals and Outcomes

### **Progress the jurisdiction has made in carrying out its strategic plan and its action plan. 91.520(a)**

This could be an overview that includes major initiatives and highlights that were proposed and executed throughout the program year.

The Consolidated Annual Performance and Evaluation Report (CAPER) provides a brief summary of the progress the County of Hawaii has achieved for the period of July 1, 2021 through June 30, 2022 to meet its goals, priorities and objectives stated in its Consolidated Plan for 2020-2024. In Program Year (PY) 2021-2022, the Community Development Block Grant's (CDBG) annual allocation was \$2,739,143.00 and \$206,988.63 in CDBG Program Income, for a total of \$2,946,131.63.

**PRIORITIES:** The County's 2020-2024 Consolidated Plan includes four priorities: Housing & Special Needs Housing, Homeless, Community Development and Fair Housing. The County has accomplished the following during the period of July 1, 2021 through June 30, 2022:

**HOUSING & SPECIAL NEEDS:** The County provided rental assistance to 87 households through its Tenant Based Rental Assistance Program. Also completed the sewer line connection and are finalizing the kitchen and bathroom improvements to three special needs residential facilities in Kailua-Kona. In addition, started construction on two Habitat for Humanities Self-help homes in the Puna area.

**HOMELESS:** The County completed the construction of a certified kitchen at the Kiheipua Family Shelter and completed the parking lot and interior and exterior accessibility improvements at the Hale Maluhia Shelter in Hilo. Started construction on various improvements at the West Hawaii Emergency Shelter including roof repairs and installation of a fire sprinkler system, solar hot water heaters, water cooler, ceiling fans and parking lot lighting with estimated completion in Fall 2022. CDBG-CV funds provided mobile health and hygiene services including hot showers, wound care, hygiene kits and referrals to supportive services to 2,649 homeless individuals in Hilo, Kailua-Kona and Pahoa.

**COMMUNITY DEVELOPMENT:** The County is working closely with the State and County offices to procure for the 2024 Hawaii Housing Planning Study. The Food Basket acquired equipment to allow them to continue their island-wide Ohana Food drops for families with food insecurity due to Covid. Additionally, the Boys and Girls Club of the Big Island provided childcare, academic support, homework technology, youth resource transportation and daily nutritional supplementation for homeless families and low-income households residing in low income census tract communities.

**Comparison of the proposed versus actual outcomes for each outcome measure submitted with the consolidated plan and explain, if applicable, why progress was not made toward meeting goals and objectives. 91.520(g)**

Categories, priority levels, funding sources and amounts, outcomes/objectives, goal outcome indicators, units of measure, targets, actual outcomes/outputs, and percentage completed for each of the grantee’s program year goals.

| Goal                                | Category                          | Source / Amount | Indicator | Unit of Measure | Expected – Strategic Plan | Actual – Strategic Plan | Percent Complete | Expected – Program Year | Actual – Program Year | Percent Complete |
|-------------------------------------|-----------------------------------|-----------------|-----------|-----------------|---------------------------|-------------------------|------------------|-------------------------|-----------------------|------------------|
| Economic Development - Job Training | 10 Other                          |                 | Other     | Other           | 10                        | 0                       | 0.00%            |                         |                       |                  |
| Fair Housing - Landlord Training    | Non-Housing Community Development |                 | Other     | Other           | 20                        | 37                      | 185.00%          |                         |                       |                  |
| Fair Housing - Meetings             | Non-Housing Community Development |                 | Other     | Other           | 15                        | 6                       | 40.00%           |                         |                       |                  |
| Fair Housing - Seminars             | Non-Housing Community Development |                 | Other     | Other           | 10                        | 4                       | 40.00%           |                         |                       |                  |
| Fair Housing - Training             | Non-Housing Community Development |                 | Other     | Other           | 3                         | 7                       | 233.33%          |                         |                       |                  |
| Fair Housing - Video Translation    | Non-Housing Community Development |                 | Other     | Other           | 1                         | 0                       | 0.00%            |                         |                       |                  |
| Fair Housing - Website              | Non-Housing Community Development |                 | Other     | Other           | 5000                      | 2196                    | 43.92%           |                         |                       |                  |

|   |   |   |   |                              |     |     |        |    |   |       |
|---|---|---|---|------------------------------|-----|-----|--------|----|---|-------|
| Fair Housing-<br>FH Training for<br>Non-English<br>Speaking | Non-Housing<br>Community<br>Development |   | Other   | Other                        | 3   | 1   | 33.33% |    |   |       |
| Homeless -<br>Construction                                  | Homeless                                |   | Housing for Homeless<br>added   | Household<br>Housing<br>Unit | 90  | 0   | 0.00%  |    |   |       |
| Homeless -<br>Rehabilitation                                | Homeless                                |   | Homeless Person<br>Overnight Shelter  | Persons<br>Assisted          | 740 | 320 | 43.24% |    |   |       |
| Housing -<br>Affordable<br>Rental Units                     | Affordable<br>Housing                   | HOME:<br>\$289000 /<br>Housing<br>Trust<br>Fund:<br>\$3132873 | Public Facility or<br>Infrastructure<br>Activities for<br>Low/Moderate<br>Income Housing<br>Benefit | Households<br>Assisted       | 2   | 1   | 50.00% |    |   |       |
| Housing -<br>Affordable<br>Rental Units                     | Affordable<br>Housing                   | HOME:<br>\$289000 /<br>Housing<br>Trust<br>Fund:<br>\$3132873 | Rental units<br>constructed   | Household<br>Housing<br>Unit | 5   | 0   | 0.00%  | 94 | 0 | 0.00% |
| Housing -<br>Education and<br>Counseling for<br>Homebuyers  | 25<br>homebuyers                        |   | Homeowner Housing<br>Added  | Household<br>Housing<br>Unit | 25  | 8   | 32.00% |    |   |       |
| Housing -<br>Elderly/Special<br>Needs Rental<br>Units       | Non-<br>Homeless<br>Special<br>Needs    |   | Rental units<br>constructed   | Household<br>Housing<br>Unit | 100 | 0   | 0.00%  |    |   |       |

|  |                            |                 |   |                        |     |     |         |     |    |        |
|--|----------------------------|-----------------|---|------------------------|-----|-----|---------|-----|----|--------|
| Housing - Elderly/Special Needs Rental Units | Non-Homeless Special Needs |                 | Rental units rehabilitated  | Household Housing Unit | 50  | 52  | 104.00% |     |    |        |
| Housing - Homebuyer                          | Affordable Housing         | HOME: \$450000  | Homeowner Housing Added   | Household Housing Unit | 38  | 0   | 0.00%   | 3   | 0  | 0.00%  |
| Housing - Rehabilitation                     | Affordable Housing         |                 | Homeowner Housing Rehabilitated   | Household Housing Unit | 50  | 49  | 98.00%  |     |    |        |
| Housing - TBRA                               | Affordable Housing         | HOME: \$2035200 | Tenant-based rental assistance / Rapid Rehousing  | Households Assisted    | 100 | 197 | 197.00% | 100 | 87 | 87.00% |
| Infrastructure - Construction                | Affordable Housing         |                 | Public Facility or Infrastructure Activities other than Low/Moderate Income Housing Benefit | Persons Assisted       | 0   | 40  |         | 0   | 40 |        |
| Infrastructure - Construction                | Affordable Housing         |                 | Public Facility or Infrastructure Activities for Low/Moderate Income Housing Benefit        | Households Assisted    | 2   | 0   | 0.00%   |     |    |        |

|                                  |                                   |                 |   |                     |      |       |           |     |     |         |
|----------------------------------|-----------------------------------|-----------------|---|---------------------|------|-------|-----------|-----|-----|---------|
| Public Facilities - Improvements | Non-Housing Community Development | CDBG: \$2299374 | Public Facility or Infrastructure Activities other than Low/Moderate Income Housing Benefit | Persons Assisted    | 2526 | 42166 | 1,669.28% | 730 | 863 | 118.22% |
| Public Facilities - Improvements | Non-Housing Community Development | CDBG: \$2299374 | Public Facility or Infrastructure Activities for Low/Moderate Income Housing Benefit        | Households Assisted | 0    | 0     |           | 91  | 0   | 0.00%   |
| Public Facilities - Improvements | Non-Housing Community Development | CDBG: \$2299374 | Homeless Person Overnight Shelter   | Persons Assisted    | 0    | 125   |           | 0   | 125 |         |
| Public Facilities - Improvements | Non-Housing Community Development | CDBG: \$2299374 | Overnight/Emergency Shelter/Transitional Housing Beds added                                 | Beds                | 0    | 0     |           | 0   | 0   |         |
| Public Facility - ROAB           | Non-Housing Community Development |                 | Other   | Other               | 4    | 1     | 25.00%    |     |     |         |
| Public Health and Safety         | Non-Housing Community Development |                 | Other   | Other               | 1    | 1     | 100.00%   |     |     |         |
| Public Service - Transportation  | Non-Housing Community Development |                 | Other   | Other               | 1    | 1     | 100.00%   |     |     |         |

**Table 1 - Accomplishments – Program Year & Strategic Plan to Date**

**Assess how the jurisdiction’s use of funds, particularly CDBG, addresses the priorities and specific objectives identified in the plan, giving special attention to the highest priority activities identified.**

**CDBG PROGRAM:**

**Construct and/or repair public facilities:** The County through the non profit HOPE Services Hawaii completed the construction of a certified kitchen at the Kiheipua Shelter and accessibility improvements at the Hale Maluhia Shelter.

The non profit Mental Health Kokua completed the sewer line connection and are finalizing the the kitchen and bathroom renovations at three of its special needs residential residences in Kailua-Kona.

The non profit CFS Real Property has been awarded CDBG funds for the design and rehabilitation of the interior and exterior of two domestic abuse shelters.

The OHCD-Development Division completed the installation of new breaker boxes and metering at its Kulaimano Elderly Housing project after extensive shipping delays due to the Covid-19 pandemic.

The OHCD-Development Division has completed the design for improvements to the Ulu Wini low income housing project for the expansion and installation of hot water heaters in their community laundry facility and renovations for a certified kitchen at the Ulu Wini Community Center.

The OHCD-Development Division has also started construction on various improvements at the West Hawaii Emergency Shelter including roof repairs and installation of a fire sprinkler system, solar hot water heaters, water cooler, ceiling fans and parking lot lighting with estimated completion in Fall 2022.

The Department of Environmental Management has been awarded CDBG funds for the design and construction to repair the wastewater treatment plant at the Ulu Wini Low Income Housing.

**Public Service:** The County obligated CDBG-CV funds to prepare, prevent and respond to the Corona Virus:

The non profit Hawaii Island Food Basket acquired equipment necessary for their emergency food distribution program allowing them to feed

over 42,000 families with food insecurities due to Covid.

The non profit Boys and Girls Club of the Big Island delivered new services not limited to childcare, academic support, homework technology, youth resource transportation and daily nutritional supplementation for homeless families and low-income households residing in low income census tract communities.

**Public Health and Safety:**

The non profit Project Vision utilized CDBG-CV funds to hire outreach workers, mobile manager, equipment purchase, vehicle maintenance and necessary supplies to operate its mobile hygiene unit that provided hot private showers at various County locations and connected homeless people with services and resources such as vision and health screenings, referrals for various forms of assistance and basic necessities such as dental supplies, hair care products, water bottles and first aid supplies.

**Progress the jurisdiction:**

FAIR HOUSING: In PY2021, the Fair Housing coordinator attended 7 training sessions in order to provide the most up-to-date information to the public. The website continues to provide a resource for training, information, resources, and source for complaint forms. The Fair Housing coordinator assisted 46 people with Fair Housing inquiries submitted by phone, email or in-person. The most notable achievement for PY2022 is the training provided to the public. There were 37 training sessions that provided Fair Housing information to new Section 8 renters, landlords, property managers, homeless service providers, and the general public.

**Reprogram:**

In 2021, the County reprogrammed a total of \$711,979.15 of funding to/from various program years. \$701,497.49 was reprogrammed from the canceled 2020 Kaiaulu O Waikoloa Rental Housing Off Site Infrastructure Improvement Project to the 2019 West Hawaii Homeless Emergency Shelter Improvements project to cover project deficits and \$10,481.66 was reprogrammed from the 2020 Mental Health Kokua Facility Sewer Connection project to the 2020 Hale Maluhia Shelter Accessibility Improvements project.

## CR-10 - Racial and Ethnic composition of families assisted

Describe the families assisted (including the racial and ethnic status of families assisted).

91.520(a)

|   | CDBG           | HOME     | HTF      |
|---|----------------|----------|----------|
| White                                     | 55,918         | 0        | 0        |
| Black or African American                 | 3,614          | 0        | 0        |
| Asian                                     | 115,677        | 0        | 0        |
| American Indian or American Native        | 1,652          | 0        | 0        |
| Native Hawaiian or Other Pacific Islander | 95,187         | 2        | 0        |
| <b>Total</b>                              | <b>272,048</b> | <b>2</b> | <b>0</b> |
| Hispanic                                  | 3,290          | 1        | 0        |
| Not Hispanic                              | 268,758        | 1        | 0        |

Table 2 – Table of assistance to racial and ethnic populations by source of funds

### Narrative

Hawaii is very unique, in which we are a multi-culture and multi-ethnicity state and as such, many residents of the state are multi-racial. Some of the ethnicity stated above may have some overlap. In addition, some of the families may be multi-racial families, and are not included in the report.

## CR-15 - Resources and Investments 91.520(a)

### Identify the resources made available

| Source of Funds    | Source           | Resources Made Available | Amount Expended During Program Year |
|--------------------|------------------|--------------------------|-------------------------------------|
| CDBG               | public - federal | 2,839,143                | 314,949                             |
| HOME               | public - federal | 2,925,000                | 0                                   |
| Housing Trust Fund | public - federal | 3,306,921                | 0                                   |

**Table 3 - Resources Made Available**

### Narrative

The County of Hawaii is a direct recipient of the Community Development Block Grant (CDBG) funds from the U.S. Department of Housing and Urban Development (HUD). The County has designated the Office of Housing and Community Development (OHCD) to administer the CDBG funds for the County.

The purpose of the CDBG funds is to encourage the development of viable communities by providing decent housing, suitable living environments and expanding economic opportunities principally for persons of low and moderate income.

The OHCD requests project proposals from government agencies/departments and non-profit organizations. The Hawaii County Housing Agency/Hawaii County Finance Committee approves the resolution to receive the CDBG allocation and the Hawaii County Council approves the resolution authorizing the Mayor to receive, execute and submit the Action Plan to HUD for approval.

The County of Hawaii is not a direct recipient of the HOME Investment Partnerships (HOME) Program. The State of Hawaii is the recipient of the HOME funds and is, therefore, required to submit and report on the performance of the State's Consolidated and Action Plans. (The information on the County's HOME Program is provided in the County's CAPER for informational purposes only. The official HOME Performance Report can be found in the State's CAPER).

The County of Hawaii is also not a direct recipient of the National Housing Trust (HTF) Program. The State of Hawaii is the recipient of the HTF funds. However, the performance of the HTF program is included in the County's CAPER.

### Identify the geographic distribution and location of investments

| Target Area      | Planned Percentage of Allocation | Actual Percentage of Allocation | Narrative Description          |
|------------------|----------------------------------|---------------------------------|--------------------------------|
| County of Hawaii | 100                              |                                 | Island Wide low-moderate areas |

**Table 4 – Identify the geographic distribution and location of investments**

## **Narrative**

The County of Hawaii does not target any particular geographic area to distribute its CDBG, HOME and HTF funds. In order to meet the priorities, objectives and performance measures, the County distributes its CDBG, HOME and HTF allocations through a Request for Proposal (RFP) process. This competitive process is intended to ensure that the projects funded by the County are consistent with the County's priorities as contained in the Consolidated Plan, are eligible for CDBG, HOME and HTF funds and can be implemented in a timely manner.

## Leveraging

**Explain how federal funds leveraged additional resources (private, state and local funds), including a description of how matching requirements were satisfied, as well as how any publicly owned land or property located within the jurisdiction that were used to address the needs identified in the plan.**

In addition to the CDBG, HOME and HTF funding resources, the projects utilized other federal, state, county and private funds to leverage, match and/or supplement the project budget. The matching contributions for the HOME program is a federal program requirement. The Counties require that the applicants for HOME funds provide matching contributions to comply with the federal program requirements. The matching requirements are satisfied through foregoing taxes, fees and charges.

| <b>Fiscal Year Summary – HOME Match</b>  |           |
|--|-----------|
| 1. Excess match from prior Federal fiscal year                                 | 3,413,599 |
| 2. Match contributed during current Federal fiscal year                        | 0         |
| 3. Total match available for current Federal fiscal year (Line 1 plus Line 2)  | 3,413,599 |
| 4. Match liability for current Federal fiscal year                             | 41,304    |
| 5. Excess match carried over to next Federal fiscal year (Line 3 minus Line 4) | 3,372,295 |

**Table 5 – Fiscal Year Summary - HOME Match Report**

| Match Contribution for the Federal Fiscal Year |                      |                            |                               |                              |                         |   |                |             |
|--|----------------------|----------------------------|-------------------------------|------------------------------|-------------------------|---|----------------|-------------|
| Project No. or Other ID                        | Date of Contribution | Cash (non-Federal sources) | Foregone Taxes, Fees, Charges | Appraised Land/Real Property | Required Infrastructure | Site Preparation, Construction Materials, Donated labor | Bond Financing | Total Match |
|  |                      |                            |                               |                              |                         |   |                |             |

Table 6 – Match Contribution for the Federal Fiscal Year

**HOME MBE/WBE report**

| Program Income – Enter the program amounts for the reporting period |   |   |                                |  |
|---|---|---|--------------------------------|--|
| Balance on hand at begin-ning of reporting period<br>\$             | Amount received during reporting period<br>\$ | Total amount expended during reporting period<br>\$ | Amount expended for TBRA<br>\$ | Balance on hand at end of reporting period<br>\$ |
| 0   | 0   | 0   | 0                              | 0  |

Table 7 – Program Income

| <b>Minority Business Enterprises and Women Business Enterprises – Indicate the number and dollar value of contracts for HOME projects completed during the reporting period</b> |       |                                   |                           |                    |          |                    |
|---|-------|-----------------------------------|---------------------------|--------------------|----------|--------------------|
|   | Total | Minority Business Enterprises     |                           |                    |          | White Non-Hispanic |
|   |       | Alaskan Native or American Indian | Asian or Pacific Islander | Black Non-Hispanic | Hispanic |                    |
| <b>Contracts</b>  |       |                                   |                           |                    |          |                    |
| Dollar Amount   | 0     | 0                                 | 0                         | 0                  | 0        | 0                  |
| Number  | 0     | 0                                 | 0                         | 0                  | 0        | 0                  |
| <b>Sub-Contracts</b>  |       |                                   |                           |                    |          |                    |
| Number  | 0     | 0                                 | 0                         | 0                  | 0        | 0                  |
| Dollar Amount   | 0     | 0                                 | 0                         | 0                  | 0        | 0                  |
|   | Total | Women Business Enterprises        | Male                      |                    |          |                    |
| <b>Contracts</b>  |       |                                   |                           |                    |          |                    |
| Dollar Amount   | 0     | 0                                 | 0                         |                    |          |                    |
| Number  | 0     | 0                                 | 0                         |                    |          |                    |
| <b>Sub-Contracts</b>  |       |                                   |                           |                    |          |                    |
| Number  | 0     | 0                                 | 0                         |                    |          |                    |
| Dollar Amount   | 0     | 0                                 | 0                         |                    |          |                    |

**Table 8 - Minority Business and Women Business Enterprises**

| <b>Minority Owners of Rental Property – Indicate the number of HOME assisted rental property owners and the total amount of HOME funds in these rental properties assisted</b> |       |                                   |                           |                    |          |                    |
|--|-------|-----------------------------------|---------------------------|--------------------|----------|--------------------|
|  | Total | Minority Property Owners          |                           |                    |          | White Non-Hispanic |
|  |       | Alaskan Native or American Indian | Asian or Pacific Islander | Black Non-Hispanic | Hispanic |                    |
| Number   | 0     | 0                                 | 0                         | 0                  | 0        | 0                  |
| Dollar Amount  | 0     | 0                                 | 0                         | 0                  | 0        | 0                  |

**Table 9 – Minority Owners of Rental Property**

| <b>Relocation and Real Property Acquisition</b> – Indicate the number of persons displaced, the cost of relocation payments, the number of parcels acquired, and the cost of acquisition |       |                                   |                           |                    |          |                    |
|--|-------|-----------------------------------|---------------------------|--------------------|----------|--------------------|
| Parcels Acquired   |       | 0                                 |                           | 0                  |          |                    |
| Businesses Displaced   |       | 0                                 |                           | 0                  |          |                    |
| Nonprofit Organizations Displaced  |       | 0                                 |                           | 0                  |          |                    |
| Households Temporarily Relocated, not Displaced  |       | 0                                 |                           | 0                  |          |                    |
| Households Displaced   | Total | Minority Property Enterprises     |                           |                    |          | White Non-Hispanic |
|  |       | Alaskan Native or American Indian | Asian or Pacific Islander | Black Non-Hispanic | Hispanic |                    |
| Number   | 0     | 0                                 | 0                         | 0                  | 0        | 0                  |
| Cost   | 0     | 0                                 | 0                         | 0                  | 0        | 0                  |

**Table 10 – Relocation and Real Property Acquisition**

## CR-20 - Affordable Housing 91.520(b)

Evaluation of the jurisdiction's progress in providing affordable housing, including the number and types of families served, the number of extremely low-income, low-income, moderate-income, and middle-income persons served.

|  | One-Year Goal | Actual   |
|--|---------------|----------|
| Number of Homeless households to be provided affordable housing units      | 350           | 0        |
| Number of Non-Homeless households to be provided affordable housing units  | 190           | 0        |
| Number of Special-Needs households to be provided affordable housing units | 3             | 0        |
| <b>Total</b>   | <b>543</b>    | <b>0</b> |

Table 11 – Number of Households

|  | One-Year Goal | Actual    |
|--|---------------|-----------|
| Number of households supported through Rental Assistance             | 100           | 87        |
| Number of households supported through The Production of New Units   | 97            | 0         |
| Number of households supported through Rehab of Existing Units       | 0             | 0         |
| Number of households supported through Acquisition of Existing Units | 0             | 0         |
| <b>Total</b>   | <b>197</b>    | <b>87</b> |

Table 12 – Number of Households Supported

### Discuss the difference between goals and outcomes and problems encountered in meeting these goals.

The County is in the process of developing a strategic roadmap for housing development with the goal to expand the availability and affordability of housing in Hawaii County. The County has also allocated a minimum of \$5,000,000 in the annual County budget toward an Affordable Housing Production fund. These strategies should provide opportunities for future affordable housing development by providing flexibility, streamlined processes, and additional funding sources.

The County continues to set priorities to meet the goals in the Con Plan, shifting focus as needed to prioritize activities based on available funding. The County receives HOME and HTF funding every three years on a rotation basis. These larger scale projects involving new construction and rehabilitation of affordable housing require multiple sources of funds and take years to complete.

**Discuss how these outcomes will impact future annual action plans.**

Several new affordable rental housing projects using HOME and HTF funds are under construction. CDBG has also funded several special needs housing rehabilitation projects.

OHCD has completed the installation of new breaker boxes and metering systems at the 50-unit Kulaimano Elderly Housing Project.

The Hale Na Koa O Hanakahi (fka: West Kawili Senior/Veteran Housing) Housing Project will construct a 92-unit (91 1BR units, and 1 2BR manager unit) rental housing project for extremely low income, very low, and low mod income elderly households with preference for veterans and their spouses. The project encountered minor delays however, construction is expected to start in 2023.

The Kaloko Heights Affordable Housing project was delayed due to archeological findings, and the installation of a sewer line adjacent to the property. The issues have been resolved and construction to begin in the first quarter of 2023. It will be a phased multi-family complex consisting of 100 rental units, which will provide affordable housing to extremely low, very low and low income families.

The non profit, Habitat for Humanities is utilizing HOME CHDO funds to construct three self-help homes for very low income families in the Puna area.

Na Hale Makoā: Kamakoa Nui Multi-Family Housing project is finalizing the design process and expects to start construction on 139 rental units targeting families in the 30% to 140% AMI range in 2022. This County-owned property is being developed by Pacific Housing Assistance Corp. and is utilizing County funds, LIHTC, and PBV. This project may seek future CDBG, HOME and HTF funds.

The County-owned Kukuioala project will provide a homeless assessment center, 16 emergency shelter beds and 48 permanent housing units for individuals at or below 30% AMI utilizing County funds, Economic Development Initiative Congressional funding, State DURF funds. May seek future CDBG and HOME funds. Pre-construction work is expected to start in 2022.

In addition, there are numerous affordable housing projects in various stages of development working with the County which will add over 1,000 new affordable units.

**Include the number of extremely low-income, low-income, and moderate-income persons served by each activity where information on income by family size is required to determine the eligibility of the activity.**

| <b>Number of Households Served</b> | <b>CDBG Actual</b> | <b>HOME Actual</b> | <b>HTF Actual</b> |
|------------------------------------|--------------------|--------------------|-------------------|
| Extremely Low-income               | 14,025             | 0                  | 0                 |
| Low-income                         | 105,377            | 0                  |                   |
| Moderate-income                    | 5,113              | 0                  |                   |
| <b>Total</b>                       | <b>124,515</b>     | <b>0</b>           |                   |

**Table 13 – Number of Households Served**

## **CR-25 - Homeless and Other Special Needs 91.220(d, e); 91.320(d, e); 91.520(c)**

**Evaluate the jurisdiction's progress in meeting its specific objectives for reducing and ending homelessness through:**

### **Reaching out to homeless persons (especially unsheltered persons) and assessing their individual needs**

The County has a number of organizations that provide outreach and street medicine services on Hawai'i Island, they include HOPE Services Hawai'i, CARE Hawai'i, the Bay Clinic, Inc., West Hawai'i Community Health Center, the Family Assessment Center at Ulu Wini, Salvation Army Family Intervention Services and the 808 Homeless Task Force.

As per the Bridging the Gap website (<https://www.btghawaii.org/reports/dashboards/btg-homeless-inflow-and-outflow-dashboard/>) a total of 632 household were served during the 2021 – 2022 fiscal period. Of those, 242 exited to permanent housing.

The providers continue to work in collaboration to ensure non-duplicative delivery in services. The County is working with the providers to develop an on-line calendar that will document outreach services within each district.

In response to the coronavirus pandemic and the need for safe sheltering, the County through funding provided by the State of Hawaii, Department of Human Services and Department of Health – constructed and implemented the Hale Hanakahi and Ka Lamaku temporary emergency shelter. In total, providing 50 micro shelter units for the unsheltered community members seeking refuge from the streets.

### **Addressing the emergency shelter and transitional housing needs of homeless persons**

The County continues to work with its non-profit provider to address the need of its unsheltered community members. The emergency shelters at Hale Hanakahi and Ka Lamaku provided for an immediate space for those in need of shelter, focusing primarily on singles and couples. Stays at these shelters tend to be short-term with the goal of engagement and relocation to appropriate longer-term housing options.

The Family Assessment Centers in Kea`au (Hale Iki and Ulu Wini) provides for a place in which families with minor children can connect with a housing navigator to assist them navigating the various community resources. In some cases, when sheltering is needed, Hale Iki has 10 micro units that can provide for such. At Ulu Wini, the 23 transitional units are filled by using the Coordinate Entry System developed and implemented by the County.

The County is working on the development of the Kukuiola Assessment Center and Emergency Shelter in Kailua-Kona. Construction is scheduled to begin in the 2022-2023 fiscal year. Phase 1 of the project will

provide for a 24/7 assessment center, community center, kitchen facilities, safe parking, manager's unit and 16- individual micro units. Focus of Kukuioia is on singles and couples. Phase 2 of the project will include additional buildings for the delivery of services and an additional 48 permanent affordable rental units.

**Helping low-income individuals and families avoid becoming homeless, especially extremely low-income individuals and families and those who are: likely to become homeless after being discharged from publicly funded institutions and systems of care (such as health care facilities, mental health facilities, foster care and other youth facilities, and corrections programs and institutions); and, receiving assistance from public or private agencies that address housing, health, social services, employment, education, or youth needs**

The Community Alliance Partners, a consortium of agencies representing county and state government, non-profit homeless service providers, domestic violence program providers, health care providers, businesses, private funders and community advocates and volunteers meet on a monthly basis to discuss barriers and develop solutions to address the needs of our most vulnerable community members. The CAP continues to look at opportunities to collaborate to maximize the number of households served by funding received from federal, state, and private grants.

In early 2021, the County was informed of the US Department of Housing and Urban Development's Emergency Voucher Program. The County received an initial allocation of 110 vouchers and launched the program in Fall 2021.

**Helping homeless persons (especially chronically homeless individuals and families, families with children, veterans and their families, and unaccompanied youth) make the transition to permanent housing and independent living, including shortening the period of time that individuals and families experience homelessness, facilitating access for homeless individuals and families to affordable housing units, and preventing individuals and families who were recently homeless from becoming homeless again**

The COVID-19 pandemic impacted all of us and more so, our vulnerable population. With the use of federal funds, the County implemented several programs to support household who were directly and indirectly impacted by the coronavirus pandemic.

In October 2021, the County launched the Financial Empowerment Center which provides free one-on-one counseling services and provides opportunities for community members to connect to financial counselor to help with addressing financial barriers.

The County continues to partner with Hawaii Community Lending to implement the Emergency Rent Assistance Program. It provides for up to 15 months of financial assistance for households who are in arrears with their rent and utilities. In addition, the program funds provides for housing stability services which includes services such as financial counseling, legal counseling, housing, landlord

incentive programs and a call center.

The County has received 110 emergency housing vouchers through its public housing agency and has implemented its program in September 2021.

In June 2021, the County received funding to support the implementation of a Landlord Tenant Mediation program. The program launched in August 2021.

The Community Alliance Partners continue to meet virtually to address barriers faced by our community members and to collaborate to find solutions. In addition, the federal and state homeless program providers continue to expand existing programs through special CARES funding received through the Emergency Solution Grant.

## **CR-30 - Public Housing 91.220(h); 91.320(j)**

### **Actions taken to address the needs of public housing**

The State of Hawaii is responsible for public housing projects in the County of Hawaii. Please refer to the State's CAPER for further information.

### **Actions taken to encourage public housing residents to become more involved in management and participate in homeownership**

The State of Hawaii is responsible for public housing projects in the County of Hawaii. Please refer to the State's CAPER for further information.

### **Actions taken to provide assistance to troubled PHAs**

The State of Hawaii is responsible for public housing projects in the County of Hawaii. Please refer to the State's CAPER for further information.

## **CR-35 - Other Actions 91.220(j)-(k); 91.320(i)-(j)**

**Actions taken to remove or ameliorate the negative effects of public policies that serve as barriers to affordable housing such as land use controls, tax policies affecting land, zoning ordinances, building codes, fees and charges, growth limitations, and policies affecting the return on residential investment. 91.220 (j); 91.320 (i)**

The County is in the process of developing a strategic roadmap for housing development with the goal to expand the availability and affordability of housing in Hawaii County. Strategies include a comprehensive review and update of Hawaii County's inclusionary zoning code, Chapter 11 to ensure the inclusionary policy is working as effectively as possible while avoiding possible unintended impacts or constraints on the production of market rate housing. It is also considering changes to the Zoning Code, Chapter 25 to streamline approval processes and provide flexibility for innovative housing concepts and density bonuses. Additional strategies include pursuing the use of County and State-owned lands for affordable housing and the establishment of an affordable housing fund.

The County continues to implement its tax incentive program to homeowners that rent a room in their homes, as well as landlords who rent a unit at affordable rates established by the County.

### **Actions taken to address obstacles to meeting underserved needs. 91.220(k); 91.320(j)**

The Action Plan states that the County will provide technical assistance to not-for-profit agencies/organizations who are applying for funding. The County has provided technical assistance to the Boys and Girls Club of the Big Island, Habitat for Humanity Hawaii Island, Hawaii Island Community Development Corporation (HICDC), Child and Family Services Inc., HOPE Services, Hawaii Island Food Basket, Mental Health Kokua, Hamakua Youth Foundation, and Project Vision Hawaii.

### **Actions taken to reduce lead-based paint hazards. 91.220(k); 91.320(j)**

The Office of Housing and Community Development (OHCD) continues to include an informational sheet titled "Watch Out for Lead-Based Poisoning" in the Residential Rehabilitation Program application. There were no risk assessments conducted in PY2021.

### **Actions taken to reduce the number of poverty-level families. 91.220(k); 91.320(j)**

The State of Hawaii is responsible for social and human services. The County refers interested clients to appropriate agencies for service and assistance. The County plans to continue administering the Tenant Based Rental Assistance Program that targets the extremely low and very low income households. This would limit the households from paying more than 30% of their income to housing. In PY2021, the County assisted 87 families with the HOME funded Tenant Based Rental Assistance Program.

The OHCD - Grant's Management Division, currently manages the American Job Center Hawaii (AJCH) through the Workforce Innovation and Opportunity Act (WIOA). The AJCH also known as the One-Stop

Center provides a variety of employment related services for businesses and workers alike. The AJCH is located at 427 Kilauea Avenue, Suite B-10, Hilo, Hawaii.

The AJCH houses the WIOA Adult (low income) and Dislocated Worker (people who have been laid off) programs along with Wagner Peyser (Employment Counselors), the Department of Health Services' First to Work Program and Unemployment Insurance's Re-employment Services and Eligibility Assessments (RESEA), in addition to the local Veterans Employment Representative Program and 9 computer stations Resource Room. Staff at the AJCH can assist with recruiting and screening applicants. They can also provide guidance on how to reach out to specific populations, as well as provide information on hiring tax credits for which a company may be eligible.

The AJCH also staffs the Rapid Response Program, who manages the Program which is a pro-active, business focused and flexible program designed for 2 major purposes. First, to assist growing companies access skilled workers from other companies that are downsizing or who have been trained in the skills a company needs to be competitive. The second is to respond to layoffs and plant closings by quickly coordinating services and providing immediate aid to companies and their affected workers.

AJCH Staff services for workers include re-employment assistance, layoff aversion, education and training for those unable to return to their job or industry, career counseling and job search assistance, resume preparation and interviewing skills workshops, career pathway planning and case management, soft skills workshops, occupational skills training and educational assistance (basic Math and English, GED or HISET) plus support services.

### **Actions taken to develop institutional structure. 91.220(k); 91.320(j)**

The 2021 Action Plan states that the County of Hawaii will participate in meetings (virtual or in-person) to overcome gaps in institutional structures. In PY 2021 the County participated in the following groups: CDBG/HOME Coordinators meetings, HOME State Recipient Group, Statewide Housing Directors meetings, Statewide Fair Housing meetings, Hawaii Interagency Council on Homelessness, Bridging the Gap, Community Alliance Partners – Hawaii Island Continuum of Care, Interfaith Communities in Action, Going Home Hawaii, and the Vibrant Hawaii Housing Coalition.

These groups include members from the State of Hawaii, County of Maui, Kauai and Hawaii, the City and County of Honolulu, Federal U.S. Department of Housing and Urban Development and various organizations, service providers, and community members. Working together helps in identifying gaps, resolving issues, sharing ideas and planning coordinated efforts to provide for better programs and assist the beneficiaries of the different programs.

### **Actions taken to enhance coordination between public and private housing and social service agencies. 91.220(k); 91.320(j)**

The County continually expands its email list to notify interested citizens and organizations of upcoming events, and includes video conferencing its citizen participation activities to enhance coordination

between public and private housing and social service agencies.

**Identify actions taken to overcome the effects of any impediments identified in the jurisdictions analysis of impediments to fair housing choice. 91.520(a)**

The Analysis of Impediments (AI) was completed in 2019. This identified a general lack of awareness of fair housing rights on the part of people with disabilities, members of the general public, landlords and property managers. The OHCD and partners around the state have continued to focus efforts on Fair Housing education. After the success of last year's virtual training, the OHCD and partner agencies across the state hosted another virtual event. The seminar included a 4-part training series for the annual Fair Housing seminar, which included lessons from an elite team of panelists including: the Lead Civil Rights Analyst with the U.S. Department of Housing and Urban Development (HUD) in Hawaii; the Deputy Executive Director of the Hawaii Civil Rights Commission (HCRC); numerous attorneys for the Legal Aid Society of Hawaii; a Fair Housing Consultant; a professor in affordable housing economics, policy & planning; the ACLU Director of Public Policy; and a Civil Rights Attorney. This year's training sessions also included one Fair Housing event targeting renters with limited-English proficiency and included a Marshallese Language translator.

There were over 700 people attending each of the 4 sessions for this year's annual seminar. There was an average of 125 Big Island attendees. Of those, over 40 people were first-time attendees. The County's Fair Housing webpage posted the recorded trainings. There was a monthly average of 183 people visiting the County's Fair Housing website for virtual resources. In addition to that, the Fair Housing coordinator provided assistance in response to 46 inquiries via phone or email.

The AI also revealed that the staff for many housing service providers were unaware of the resources available to the public. The OHCD has provided translation materials, training information, and posters to the OHCD staff. A Fair Housing resource poster is also available on the website or for direct distribution to local housing agencies or public facilities within the County.

## **CR-40 - Monitoring 91.220 and 91.230**

**Describe the standards and procedures used to monitor activities carried out in furtherance of the plan and used to ensure long-term compliance with requirements of the programs involved, including minority business outreach and the comprehensive planning requirements**

## **Citizen Participation Plan 91.105(d); 91.115(d)**

**Describe the efforts to provide citizens with reasonable notice and an opportunity to comment on performance reports.**

On September 7, 2022, the OHCD published a Notice of Public Comment (Notice) inviting the public to comment on the draft Consolidated Annual Performance and Evaluation Report (CAPER) and informing the public where copies of the draft CAPER was available for review. OHCD published the Notice in the Hawaii Tribune Herald, and West Hawaii Today, newspapers of general circulation, and posted the Notice and draft CAPER on its website at <http://www.hawaiicounty.gov/office-of-housing>. The 15-day comment period expired on September 22, 2022. There were no comments from the public.

## **CR-45 - CDBG 91.520(c)**

**Specify the nature of, and reasons for, any changes in the jurisdiction's program objectives and indications of how the jurisdiction would change its programs as a result of its experiences.**

The County's Consolidated Plan contains the priorities and strategies for HUD programs. As a direct recipient of CDBG funding, the County is required to submit a Consolidated Plan. The County's priorities and objectives such as housing, homelessness, public health and safety, federal mandates, public facilities, infrastructure, public services, economic development and fair housing remain unchanged.

The State of Hawaii's Consolidated Plan contains information for the HOME, ESG and HOPWA programs. The State's plan includes strategies for housing, homeless and other special needs. The County, as a recipient of these State administered federal funds, has adopted and complies with the State's Housing, Homeless and Other Special Needs Priorities.

All projects selected for CDBG funding must demonstrate that they are consistent with the County's Consolidated Plan's priorities and objectives.

In order to meet the priorities and objectives, the County distributes its CDBG allocation through a Request for Proposal (RFP) process. This competitive process is intended to ensure that the projects funded by the County are consistent with the County's priorities as contained in the Consolidated Plan, are eligible for CDBG funds and can be implemented in a timely manner.

**Does this Jurisdiction have any open Brownfields Economic Development Initiative (BEDI) grants?**

No

**[BEDI grantees] Describe accomplishments and program outcomes during the last year.**

## **CR-50 - HOME 91.520(d)**

### **Include the results of on-site inspections of affordable rental housing assisted under the program to determine compliance with housing codes and other applicable regulations**

Please list those projects that should have been inspected on-site this program year based upon the schedule in §92.504(d). Indicate which of these were inspected and a summary of issues that were detected during the inspection. For those that were not inspected, please indicate the reason and how you will remedy the situation.

During PY2021, the State of Hawaii's Hawaii Housing Finance and Development Corporation (HHFDC) conducted desk inspections, due to the COVID-19 pandemic, on the following HOME funded rental housing projects: Kinoole Senior Residences, Ainakea Senior Residences, Hualalai Elderly Phases II and III, Kamuela Senior Housing, Mohouli Heights Senior Neighborhood Phases I and II, and Na Kahua Hale O Ulu Wini. There were no findings. All of the complexes were well maintained and all of the units inspected were in good condition and comply with the Uniform Physical Condition Standards (UPCS).

### **Provide an assessment of the jurisdiction's affirmative marketing actions for HOME units. 92.351(b)**

The County has developed its own Affirmative Marketing Action Plan. The intent of the Affirmative Marketing Action Plan is to comply with the mandate of Section 808(e)(5) of the Fair Housing Act which prohibits discrimination in the sale, rental, financing, or other services related to housing. The purpose of the Affirmative Marketing Action Plan is to promote a condition in which individuals of similar income levels in the same housing market area have available to them a like range of choices in housing, regardless of the individual's age, race, color, ancestry/national origin, religion, sex (including sexual stereotypes, and gender identity or expression), sexual orientation, HIV infection, familial status (including hanai relationships and pregnant women), and marital status. The OHCD conducts affirmative marketing through their use of commercial media, community and business contacts, the Equal Housing Opportunity logo/slogan and through the display of the Fair Housing Posters.

### **Refer to IDIS reports to describe the amount and use of program income for projects, including the number of projects and owner and tenant characteristics**

In PY 2021, \$18,411.00 of HOME program income was received. Any program income received is applied to the Tenant Base Rental Assistance (TBRA) Program.

### **Describe other actions taken to foster and maintain affordable housing. 91.220(k) (STATES ONLY: Including the coordination of LIHTC with the development of affordable housing). 91.320(j)**

In PY 2021, the County assisted 2 new tenant families, totaling 87 low income families, with the Tenant Based Rental Assistance Program (TBRA).

## CR-56 - HTF 91.520(h)

**Describe the extent to which the grantee complied with its approved HTF allocation plan and the requirements of 24 CFR part 93.**

To comply with the requirements of 24 CFR part 93, the HTF allocation plan, and the Hawaii County's Consolidated Plan, OHCD distributes its HTF allocation through a Request for Proposal (RFP) process. This competitive process is intended to ensure that projects can be implemented within a timely manner, are consistent with the HTF allocation plan, as well as the Hawaii County's Consolidated Plan. Identified eligible HTF activities/projects must produce the required HTF units and target households with annual incomes at or below 30% AMI.

| Tenure Type | 0 – 30% AMI | 0% of 30+ to poverty line (when poverty line is higher than 30% AMI) | % of the higher of 30+ AMI or poverty line to 50% AMI | Total Occupied Units | Units Completed, Not Occupied | Total Completed Units |
|-------------|-------------|--|---|----------------------|-------------------------------|-----------------------|
| Rental      | 0           | 0  | 0   | 0                    | 0                             | 0                     |
| Homebuyer   | 0           | 0  | 0   | 0                    | 0                             | 0                     |

**Table 15 - CR-56 HTF Units in HTF activities completed during the period**

### CR-58 – Section 3

Identify the number of individuals assisted and the types of assistance provided

| <b>Total Labor Hours</b>              | <b>CDBG</b> | <b>HOME</b> | <b>ESG</b> | <b>HOPWA</b> | <b>HTF</b> |
|---------------------------------------|-------------|-------------|------------|--------------|------------|
| Total Number of Activities            | 1           | 0           | 0          | 0            | 0          |
| Total Labor Hours                     | 0           |             |            |              |            |
| Total Section 3 Worker Hours          | 0           |             |            |              |            |
| Total Targeted Section 3 Worker Hours | 0           |             |            |              |            |

**Table 14 – Total Labor Hours**

| <b>Qualitative Efforts - Number of Activities by Program</b>  | <b>CDBG</b> | <b>HOME</b> | <b>ESG</b> | <b>HOPWA</b> | <b>HTF</b> |
|---|-------------|-------------|------------|--------------|------------|
| Outreach efforts to generate job applicants who are Public Housing Targeted Workers   |             |             |            |              |            |
| Outreach efforts to generate job applicants who are Other Funding Targeted Workers.   |             |             |            |              |            |
| Direct, on-the job training (including apprenticeships).  |             |             |            |              |            |
| Indirect training such as arranging for, contracting for, or paying tuition for, off-site training.   |             |             |            |              |            |
| Technical assistance to help Section 3 workers compete for jobs (e.g., resume assistance, coaching).  |             |             |            |              |            |
| Outreach efforts to identify and secure bids from Section 3 business concerns.  |             |             |            |              |            |
| Technical assistance to help Section 3 business concerns understand and bid on contracts.   |             |             |            |              |            |
| Division of contracts into smaller jobs to facilitate participation by Section 3 business concerns.   |             |             |            |              |            |
| Provided or connected residents with assistance in seeking employment including: drafting resumes, preparing for interviews, finding job opportunities, connecting residents to job placement services. |             |             |            |              |            |
| Held one or more job fairs.   |             |             |            |              |            |
| Provided or connected residents with supportive services that can provide direct services or referrals.   |             |             |            |              |            |
| Provided or connected residents with supportive services that provide one or more of the following: work readiness health screenings, interview clothing, uniforms, test fees, transportation.          |             |             |            |              |            |
| Assisted residents with finding child care.   |             |             |            |              |            |
| Assisted residents to apply for, or attend community college or a four year educational institution.  |             |             |            |              |            |
| Assisted residents to apply for, or attend vocational/technical training.   |             |             |            |              |            |
| Assisted residents to obtain financial literacy training and/or coaching.   |             |             |            |              |            |
| Bonding assistance, guaranties, or other efforts to support viable bids from Section 3 business concerns.   |             |             |            |              |            |
| Provided or connected residents with training on computer use or online technologies.   |             |             |            |              |            |
| Promoting the use of a business registry designed to create opportunities for disadvantaged and small businesses.   |             |             |            |              |            |
| Outreach, engagement, or referrals with the state one-stop system, as designed in Section 121(e)(2) of the Workforce Innovation and Opportunity Act.  |             |             |            |              |            |
| Other.  | 1           |             |            |              |            |

**Table 15 – Qualitative Efforts - Number of Activities by Program**

## **Narrative**

The County has updated its procedures in compliance with the new Federal regulations located at 2 CFR Part 75. There was one construction project that was subject to the new Section 3 requirements. This project did not meet the benchmarks, but provided requests to the American Job Center for referrals for Section 3 and Targeted Section 3 workers.

# **IDIS REPORTS**



U.S. Department of Housing and Urban Development  
 Office of Community Planning and Development  
 Integrated Disbursement and Information System  
 CDBG Activity Summary Report (GPR) for Program Year 2021  
 HAWAII COUNTY

Date: 03-Sep-2022  
 Time: 14:38  
 Page: 1

**PGM Year:** 1994  
**Project:** 0002 - CONVERTED HOPWA ACTIVITIES  
**IDIS Activity:** 2 - HOPWA COMMITTED FUNDS ADJUSTMENT

**Status:** Open 1/16/2003 12:00:00 AM  
**Location:** ,  
**Objective:**  
**Outcome:**  
**Matrix Code:** Acquisition of Real Property (01)      **National Objective:**

**Activity to prevent, prepare for, and respond to Coronavirus:** No

**Initial Funding Date:** 01/01/0001

**Description:**

**Financing**

|              | Fund Type    | Grant Year | Grant       | Funded Amount | Drawn In Program Year | Drawn Thru Program Year |
|--------------|--------------|------------|-------------|---------------|-----------------------|-------------------------|
| CDBG         | EN           | 2004       | B04DH150002 |               | \$0.00                | \$0.00                  |
| <b>Total</b> | <b>Total</b> |            |             | <b>\$0.00</b> | <b>\$0.00</b>         | <b>\$0.00</b>           |

**Proposed Accomplishments**

**Actual Accomplishments**

*Number assisted:*

|  | <b>Owner</b> |          | <b>Renter</b> |          | <b>Total</b> |          | <b>Person</b> |          |
|--|--------------|----------|---------------|----------|--------------|----------|---------------|----------|
|  | Total        | Hispanic | Total         | Hispanic | Total        | Hispanic | Total         | Hispanic |
| White:   |              |          |               |          | 0            | 0        |               |          |
| Black/African American:                                  |              |          |               |          | 0            | 0        |               |          |
| Asian:   |              |          |               |          | 0            | 0        |               |          |
| American Indian/Alaskan Native:                          |              |          |               |          | 0            | 0        |               |          |
| Native Hawaiian/Other Pacific Islander:                  |              |          |               |          | 0            | 0        |               |          |
| American Indian/Alaskan Native & White:                  |              |          |               |          | 0            | 0        |               |          |
| Asian White:   |              |          |               |          | 0            | 0        |               |          |
| Black/African American & White:                          |              |          |               |          | 0            | 0        |               |          |
| American Indian/Alaskan Native & Black/African American: |              |          |               |          | 0            | 0        |               |          |
| Other multi-racial:                                      |              |          |               |          | 0            | 0        |               |          |
| Asian/Pacific Islander:                                  |              |          |               |          | 0            | 0        |               |          |
| Hispanic:  |              |          |               |          | 0            | 0        |               |          |
| <b>Total:</b>  | <b>0</b>     | <b>0</b> | <b>0</b>      | <b>0</b> | <b>0</b>     | <b>0</b> | <b>0</b>      | <b>0</b> |
| Female-headed Households:                                |              |          |               |          | 0            |          |               |          |



U.S. Department of Housing and Urban Development  
Office of Community Planning and Development  
Integrated Disbursement and Information System  
CDBG Activity Summary Report (GPR) for Program Year 2021  
HAWAII COUNTY

Date: 03-Sep-2022

Time: 14:38

Page: 2

*Income Category:*

|                  | <b>Owner</b> | <b>Renter</b> | <b>Total</b> | <b>Person</b> |
|------------------|--------------|---------------|--------------|---------------|
| Extremely Low    |              |               | 0            |               |
| Low Mod          |              |               | 0            |               |
| Moderate         |              |               | 0            |               |
| Non Low Moderate |              |               | 0            |               |
| Total            | 0            | 0             | 0            | 0             |
| Percent Low/Mod  |              |               |              |               |

**Annual Accomplishments**

No data returned for this view. This might be because the applied filter excludes all data.



U.S. Department of Housing and Urban Development  
 Office of Community Planning and Development  
 Integrated Disbursement and Information System  
 CDBG Activity Summary Report (GPR) for Program Year 2021  
 HAWAII COUNTY

Date: 03-Sep-2022  
 Time: 14:38  
 Page: 3

**PGM Year:** 2016  
**Project:** 0004 - Residential Repair Program  
**IDIS Activity:** 180 - BHC16 - Residential Repair Program

Status: Completed 2/4/2022 12:00:00 AM      Objective: Create suitable living environments  
 Location: 15-1213 Railroad Avenue Keaau, HI 96749      Outcome: Sustainability  
 Matrix Code: Rehab; Single-Unit Residential (14A)      National Objective: LMH

**Activity to prevent, prepare for, and respond to Coronavirus:** No

**Initial Funding Date:** 01/17/2018

**Description:**

CDBG funds will be used to administer and existing single family residence rehabilitation loan program.

This program is eligible under 24 CFR 570.202(b)(2)(9)(11).

The project was formerly called the Residential Emergency Repair Program but is being amended to expand the program to include general home repairs at the requests of its applicants needs.

**Financing**

|              | Fund Type    | Grant Year | Grant       | Funded Amount       | Drawn In Program Year | Drawn Thru Program Year |
|--------------|--------------|------------|-------------|---------------------|-----------------------|-------------------------|
| CDBG         | EN           | 2016       | B16DH150002 | \$252,511.35        | \$32,924.24           | \$252,511.35            |
|              | PI           |            |             | \$200.00            | \$0.00                | \$200.00                |
| <b>Total</b> | <b>Total</b> |            |             | <b>\$252,711.35</b> | <b>\$32,924.24</b>    | <b>\$252,711.35</b>     |

**Proposed Accomplishments**

Housing Units : 10

**Actual Accomplishments**

Number assisted:

|  | Owner |          | Renter |          | Total |          | Person |          |
|--|-------|----------|--------|----------|-------|----------|--------|----------|
|  | Total | Hispanic | Total  | Hispanic | Total | Hispanic | Total  | Hispanic |
| White:   | 2     | 0        | 0      | 0        | 2     | 0        | 0      | 0        |
| Black/African American:                                  | 0     | 0        | 0      | 0        | 0     | 0        | 0      | 0        |
| Asian:   | 0     | 0        | 0      | 0        | 0     | 0        | 0      | 0        |
| American Indian/Alaskan Native:                          | 0     | 0        | 0      | 0        | 0     | 0        | 0      | 0        |
| Native Hawaiian/Other Pacific Islander:                  | 1     | 0        | 0      | 0        | 1     | 0        | 0      | 0        |
| American Indian/Alaskan Native & White:                  | 1     | 1        | 0      | 0        | 1     | 1        | 0      | 0        |
| Asian White:   | 0     | 0        | 0      | 0        | 0     | 0        | 0      | 0        |
| Black/African American & White:                          | 0     | 0        | 0      | 0        | 0     | 0        | 0      | 0        |
| American Indian/Alaskan Native & Black/African American: | 0     | 0        | 0      | 0        | 0     | 0        | 0      | 0        |
| Other multi-racial:                                      | 1     | 1        | 0      | 0        | 1     | 1        | 0      | 0        |



U.S. Department of Housing and Urban Development  
 Office of Community Planning and Development  
 Integrated Disbursement and Information System  
 CDBG Activity Summary Report (GPR) for Program Year 2021  
 HAWAII COUNTY

Date: 03-Sep-2022  
 Time: 14:38  
 Page: 4

|                           |          |          |          |          |          |          |          |          |
|---------------------------|----------|----------|----------|----------|----------|----------|----------|----------|
| Asian/Pacific Islander:   | 0        | 0        | 0        | 0        | 0        | 0        | 0        | 0        |
| Hispanic:                 | 0        | 0        | 0        | 0        | 0        | 0        | 0        | 0        |
| <b>Total:</b>             | <b>5</b> | <b>2</b> | <b>0</b> | <b>0</b> | <b>5</b> | <b>2</b> | <b>0</b> | <b>0</b> |
| Female-headed Households: | 3        |          | 0        |          | 3        |          |          |          |

*Income Category:*

|                  | <b>Owner</b> | <b>Renter</b> | <b>Total</b> | <b>Person</b> |
|------------------|--------------|---------------|--------------|---------------|
| Extremely Low    | 2            | 0             | 2            | 0             |
| Low Mod          | 3            | 0             | 3            | 0             |
| Moderate         | 0            | 0             | 0            | 0             |
| Non Low Moderate | 0            | 0             | 0            | 0             |
| Total            | 5            | 0             | 5            | 0             |
| Percent Low/Mod  | 100.0%       |               | 100.0%       |               |

**Annual Accomplishments**

| <b>Years</b> | <b>Accomplishment Narrative</b>  | <b># Benefitting</b> |
|--------------|--|----------------------|
| 2018         | RERP Program completed 2 loans for the period July 1, 2018 to December 30, 2018.   |                      |
| 2019         | For report received July 1, 2018 through June 30, 2019, there were 4 RERP loans completed.<br><br>For report received July 1, 2019 through December 31, 2019, there were 2 loans in the processes.   |                      |
| 2020         | For this reporting period July 1, 2020 to December 31, 2020, Residential Repair Program has one eligible applicant.  |                      |
| 2021         | The reporting period July 1, 2020 through June 30, 2021, Residential Repair Program is still in the process of finalizing the contract for 4 applicants.<br><br>The reporting period July 1, 2021 through December 31, 2021, Residential Repair Program has reported 0 applicants during this period.<br><br>The reporting period July 1, 2021 through January 31, 2022, Residential Repair Program has completed 4 loans. |                      |



U.S. Department of Housing and Urban Development  
 Office of Community Planning and Development  
 Integrated Disbursement and Information System  
 CDBG Activity Summary Report (GPR) for Program Year 2021  
 HAWAII COUNTY

Date: 03-Sep-2022  
 Time: 14:38  
 Page: 5

**PGM Year:** 2017  
**Project:** 0003 - Kulaimano Elderly Renovations  
**IDIS Activity:** 181 - BHC17-Kulaimano Elderly Renovation Design

**Status:** Completed 2/4/2022 12:00:00 AM  
**Location:** 28-2947 Kumula St Pepeekeo, HI 96783-9420  
**Objective:** Provide decent affordable housing  
**Outcome:** Sustainability  
**Matrix Code:** Other Public Improvements Not Listed  
**National Objective:** LMC  
 in 03A-03S (03Z)

**Activity to prevent, prepare for, and respond to Coronavirus:** No

**Initial Funding Date:** 04/04/2018

**Description:**

**Financing**

|              | Fund Type    | Grant Year | Grant       | Funded Amount       | Drawn In Program Year | Drawn Thru Program Year |
|--------------|--------------|------------|-------------|---------------------|-----------------------|-------------------------|
| CDBG         | EN           | 2017       | B17DH150002 | \$132,831.67        | \$0.00                | \$132,831.67            |
|              |              | 2018       | B18DH150002 | \$161,263.70        | \$694.35              | \$161,263.70            |
|              | PI           |            |             | \$43,103.63         | \$19,710.30           | \$43,103.63             |
| <b>Total</b> | <b>Total</b> |            |             | <b>\$337,199.00</b> | <b>\$20,404.65</b>    | <b>\$337,199.00</b>     |

**Proposed Accomplishments**

**Actual Accomplishments**

*Number assisted:*

|  | Owner    |          | Renter   |          | Total    |          | Person    |          |
|--|----------|----------|----------|----------|----------|----------|-----------|----------|
|  | Total    | Hispanic | Total    | Hispanic | Total    | Hispanic | Total     | Hispanic |
| White:   | 0        | 0        | 0        | 0        | 0        | 0        | 31        | 2        |
| Black/African American:                                  | 0        | 0        | 0        | 0        | 0        | 0        | 4         | 0        |
| Asian:   | 0        | 0        | 0        | 0        | 0        | 0        | 7         | 0        |
| American Indian/Alaskan Native:                          | 0        | 0        | 0        | 0        | 0        | 0        | 0         | 0        |
| Native Hawaiian/Other Pacific Islander:                  | 0        | 0        | 0        | 0        | 0        | 0        | 13        | 4        |
| American Indian/Alaskan Native & White:                  | 0        | 0        | 0        | 0        | 0        | 0        | 2         | 0        |
| Asian White:   | 0        | 0        | 0        | 0        | 0        | 0        | 0         | 0        |
| Black/African American & White:                          | 0        | 0        | 0        | 0        | 0        | 0        | 1         | 0        |
| American Indian/Alaskan Native & Black/African American: | 0        | 0        | 0        | 0        | 0        | 0        | 1         | 0        |
| Other multi-racial:                                      | 0        | 0        | 0        | 0        | 0        | 0        | 17        | 0        |
| Asian/Pacific Islander:                                  | 0        | 0        | 0        | 0        | 0        | 0        | 0         | 0        |
| Hispanic:  | 0        | 0        | 0        | 0        | 0        | 0        | 0         | 0        |
| <b>Total:</b>  | <b>0</b> | <b>0</b> | <b>0</b> | <b>0</b> | <b>0</b> | <b>0</b> | <b>76</b> | <b>6</b> |



U.S. Department of Housing and Urban Development  
 Office of Community Planning and Development  
 Integrated Disbursement and Information System  
 CDBG Activity Summary Report (GPR) for Program Year 2021  
 HAWAII COUNTY

Date: 03-Sep-2022  
 Time: 14:38  
 Page: 6

Female-headed Households: 0 0 0

*Income Category:*

|                  | Owner | Renter | Total | Person |
|------------------|-------|--------|-------|--------|
| Extremely Low    | 0     | 0      | 0     | 56     |
| Low Mod          | 0     | 0      | 0     | 7      |
| Moderate         | 0     | 0      | 0     | 1      |
| Non Low Moderate | 0     | 0      | 0     | 1      |
| Total            | 0     | 0      | 0     | 65     |
| Percent Low/Mod  | 98.5% |        |       |        |

**Annual Accomplishments**

| Years | Accomplishment Narrative  | # Benefitting |
|-------|---|---------------|
| 2017  | For the period July 1, 2017 to June 30, 2018, Kulaimano Elderly Renovation Design has been under design as of April 28, 2018. Going out for bid September 2018.   |               |
| 2018  | From period July 1, 2018 to December 31, 2018, Kulaimano Elderly Housing Renovation Design Phase is 75% completed.  |               |
| 2019  | For the report received July 1, 2018 through June 30, 2019, the Kulaimano Elderly Renovation Design is 100% completed.  |               |
| 2020  | For the report period received July 1, 2019 to December 31, 2019, the Kulaimano Elderly Renovation Design had a Change Order for Breakerbox which the Design Contract is now at 85% complete.<br>Updated<br>For the report received July 1, 2020 through December 31, 2020, Kulaimano Elderly Renovation Design is 95% completed and expected to complete this activities by June 30, 2021.   |               |
| 2021  | Original<br>For the report received July 1, 2019 through June 30, 2020, Kulaimano Elderly Renovation Design is 89% complete.<br>The reporting period July 1, 2020 through June 30, 2021, Kulaimano Elderly Renovation Design, due to project delays with materials due to the COVID-19 materials fabrication and shipping issues. Materials was received in June 2021 but working with Helco to schedule installation. Work started in July 2021 and expected to complete this project by October 2021.<br><br>The reporting period July 1, 2021 through December 31, 2021, Kulaimano Elderly Renovations Design, is near completion. |               |



U.S. Department of Housing and Urban Development  
 Office of Community Planning and Development  
 Integrated Disbursement and Information System  
 CDBG Activity Summary Report (GPR) for Program Year 2021  
 HAWAII COUNTY

Date: 03-Sep-2022  
 Time: 14:38  
 Page: 7

**PGM Year:** 2018  
**Project:** 0003 - Hale Maluhia Men's Shelter - Roof and ADA Improvement  
**IDIS Activity:** 187 - BHC18-Hale Maluhia Men's Shelter - Roof and ADA Improvements

Status: Completed 12/3/2021 12:00:00 AM      Objective: Create suitable living environments  
 Location: 110 Ululani St Hilo, HI 96720-2914      Outcome: Availability/accessibility  
 Matrix Code: Homeless Facilities (not operating costs) (03C)      National Objective: LMC

**Activity to prevent, prepare for, and respond to Coronavirus:** No

**Initial Funding Date:** 01/09/2019

**Description:**  
 The Non-profit, HOPE Services Hawaii Inc., will utilize CDBG funds to design and rehabilitate the roof and ADA accessibility improvements to comply with Fair Housing and ADA. This activity is eligible under 24 CFR 570.201(c) Public Facilities and Improvements.

|              | Fund Type    | Grant Year | Grant       | Funded Amount       | Drawn In Program Year | Drawn Thru Program Year |
|--------------|--------------|------------|-------------|---------------------|-----------------------|-------------------------|
| CDBG         | EN           | 2018       | B18DH150002 | \$134,140.03        | \$2,532.63            | \$134,140.03            |
|              |              | 2020       | B20DH150002 | \$2,018.32          | \$2,018.32            | \$2,018.32              |
|              | PI           |            |             | \$17,601.97         | \$0.00                | \$17,601.97             |
| <b>Total</b> | <b>Total</b> |            |             | <b>\$153,760.32</b> | <b>\$4,550.95</b>     | <b>\$153,760.32</b>     |

**Proposed Accomplishments**

Public Facilities : 1

**Actual Accomplishments**

Number assisted:

|  | Owner |          | Renter |          | Total |          | Person |          |
|--|-------|----------|--------|----------|-------|----------|--------|----------|
|  | Total | Hispanic | Total  | Hispanic | Total | Hispanic | Total  | Hispanic |
| White:   | 0     | 0        | 0      | 0        | 0     | 0        | 51     | 0        |
| Black/African American:                                  | 0     | 0        | 0      | 0        | 0     | 0        | 7      | 0        |
| Asian:   | 0     | 0        | 0      | 0        | 0     | 0        | 6      | 0        |
| American Indian/Alaskan Native:                          | 0     | 0        | 0      | 0        | 0     | 0        | 2      | 0        |
| Native Hawaiian/Other Pacific Islander:                  | 0     | 0        | 0      | 0        | 0     | 0        | 38     | 0        |
| American Indian/Alaskan Native & White:                  | 0     | 0        | 0      | 0        | 0     | 0        | 0      | 0        |
| Asian White:   | 0     | 0        | 0      | 0        | 0     | 0        | 0      | 0        |
| Black/African American & White:                          | 0     | 0        | 0      | 0        | 0     | 0        | 0      | 0        |
| American Indian/Alaskan Native & Black/African American: | 0     | 0        | 0      | 0        | 0     | 0        | 0      | 0        |
| Other multi-racial:                                      | 0     | 0        | 0      | 0        | 0     | 0        | 16     | 4        |
| Asian/Pacific Islander:                                  | 0     | 0        | 0      | 0        | 0     | 0        | 0      | 0        |



U.S. Department of Housing and Urban Development  
 Office of Community Planning and Development  
 Integrated Disbursement and Information System  
 CDBG Activity Summary Report (GPR) for Program Year 2021  
 HAWAII COUNTY

Date: 03-Sep-2022  
 Time: 14:38  
 Page: 8

|               |          |          |          |          |          |          |            |          |
|---------------|----------|----------|----------|----------|----------|----------|------------|----------|
| Hispanic:     | 0        | 0        | 0        | 0        | 0        | 0        | 0          | 0        |
| <b>Total:</b> | <b>0</b> | <b>0</b> | <b>0</b> | <b>0</b> | <b>0</b> | <b>0</b> | <b>120</b> | <b>4</b> |

Female-headed Households: 0 0 0 0

*Income Category:*

|                  | <b>Owner</b> | <b>Renter</b> | <b>Total</b> | <b>Person</b> |
|------------------|--------------|---------------|--------------|---------------|
| Extremely Low    | 0            | 0             | 0            | 104           |
| Low Mod          | 0            | 0             | 0            | 1             |
| Moderate         | 0            | 0             | 0            | 0             |
| Non Low Moderate | 0            | 0             | 0            | 0             |
| Total            | 0            | 0             | 0            | 105           |
| Percent Low/Mod  |              |               |              | 100.0%        |

**Annual Accomplishments**

| <b>Years</b> | <b>Accomplishment Narrative</b>   | <b># Benefitting</b> |
|--------------|---|----------------------|
| 2019         | For report received July 1, 2018 through June 30, 2019, the Hale Maluhia Men's Shelter - Roof and ADA Improvements will be going out for bid August 2019, Awarding September 2019 and project completion will be December 2019.   |                      |
|              | For report received July 1, 2019 through December 31, 2020, the Hale Maluhia Men's Shelter - Roof and ADA Improvements a bid for advertisement was published on 11/27/2019. The architect, reported no bids were received, thus HOPE will be re-advertising to be published on or before 01/17/2020.  |                      |
| 2020         | Original<br>The reporting period July 1, 2020 to December 31, 2020 Hale Maluhia Men's Shelter - Roof and ADA Improvements is still under the architecture and engineering consultant and the multi-phase should be completed in 2021.   |                      |
| 2021         | The Reporting Period July 1, 2020 through June 30, 2021, Hale Maluhia Men's Shelter - Roof and ADA Improvements at 50% and still under construction.<br><br>The Reporting Period July 1, 2021 through December 31, 2021, Hale Maluhia Men's Shelter - Roof and ADA Improvements is completed just closing out the project should be done by March 2022. |                      |



U.S. Department of Housing and Urban Development  
 Office of Community Planning and Development  
 Integrated Disbursement and Information System  
 CDBG Activity Summary Report (GPR) for Program Year 2021  
 HAWAII COUNTY

Date: 03-Sep-2022  
 Time: 14:38  
 Page: 9

**PGM Year:** 2018  
**Project:** 0004 - Kiheipua Family Shelter - Design Roof and Kitchen Renovations  
**IDIS Activity:** 188 - BHC18-Kiheipua Family Shelter - Design Roof and Kitchen Renovations

Status: Completed 8/1/2022 12:00:00 AM      Objective: Create suitable living environments  
 Location: 115 Kapiolani St Hilo, HI 96720-2606      Outcome: Sustainability  
 Matrix Code: Homeless Facilities (not operating costs) (03C)      National Objective: LMC

**Activity to prevent, prepare for, and respond to Coronavirus:** No

**Initial Funding Date:** 01/09/2019

**Description:**  
 The Non-profit, Hope Services Hawaii Inc., will utilize CDBG funds to design and replace roof at 3 on-site buildings and to renovate a current kitchen to meet Department of Health Certified Kitchen requirements to feed homeless families at the shelter.  
 This activity is eligible under 24 CFR 5710.201(c) Public Facilities and Improvements. \$1,297.05 was transferred for additional design services.

**Financing**

|              | Fund Type    | Grant Year | Grant       | Funded Amount       | Drawn In Program Year | Drawn Thru Program Year |
|--------------|--------------|------------|-------------|---------------------|-----------------------|-------------------------|
| CDBG         | EN           | 2018       | B18DH150002 | \$137,753.00        | \$0.00                | \$137,753.00            |
|              |              | 2020       | B20DH150002 | \$5,632.13          | \$3,819.72            | \$5,632.13              |
| <b>Total</b> | <b>Total</b> |            |             | <b>\$143,385.13</b> | <b>\$3,819.72</b>     | <b>\$143,385.13</b>     |

**Proposed Accomplishments**

Public Facilities : 1

**Actual Accomplishments**

Number assisted:

|  | Owner |          | Renter |          | Total |          | Person |          |
|--|-------|----------|--------|----------|-------|----------|--------|----------|
|  | Total | Hispanic | Total  | Hispanic | Total | Hispanic | Total  | Hispanic |
| White:   | 0     | 0        | 0      | 0        | 0     | 0        | 40     | 0        |
| Black/African American:                                  | 0     | 0        | 0      | 0        | 0     | 0        | 7      | 0        |
| Asian:   | 0     | 0        | 0      | 0        | 0     | 0        | 8      | 0        |
| American Indian/Alaskan Native:                          | 0     | 0        | 0      | 0        | 0     | 0        | 3      | 0        |
| Native Hawaiian/Other Pacific Islander:                  | 0     | 0        | 0      | 0        | 0     | 0        | 141    | 0        |
| American Indian/Alaskan Native & White:                  | 0     | 0        | 0      | 0        | 0     | 0        | 0      | 0        |
| Asian White:   | 0     | 0        | 0      | 0        | 0     | 0        | 0      | 0        |
| Black/African American & White:                          | 0     | 0        | 0      | 0        | 0     | 0        | 0      | 0        |
| American Indian/Alaskan Native & Black/African American: | 0     | 0        | 0      | 0        | 0     | 0        | 0      | 0        |
| Other multi-racial:                                      | 0     | 0        | 0      | 0        | 0     | 0        | 0      | 0        |
| Asian/Pacific Islander:                                  | 0     | 0        | 0      | 0        | 0     | 0        | 0      | 0        |



U.S. Department of Housing and Urban Development  
 Office of Community Planning and Development  
 Integrated Disbursement and Information System  
 CDBG Activity Summary Report (GPR) for Program Year 2021  
 HAWAII COUNTY

Date: 03-Sep-2022  
 Time: 14:38  
 Page: 10

|                           |              |               |              |               |          |          |            |          |
|---------------------------|--------------|---------------|--------------|---------------|----------|----------|------------|----------|
| Hispanic:                 | 0            | 0             | 0            | 0             | 0        | 0        | 0          | 0        |
| <b>Total:</b>             | <b>0</b>     | <b>0</b>      | <b>0</b>     | <b>0</b>      | <b>0</b> | <b>0</b> | <b>199</b> | <b>0</b> |
| Female-headed Households: | 0            |               | 0            |               | 0        |          |            |          |
| <i>Income Category:</i>   |              |               |              |               |          |          |            |          |
|                           | <b>Owner</b> | <b>Renter</b> | <b>Total</b> | <b>Person</b> |          |          |            |          |
| Extremely Low             | 0            | 0             | 0            | 198           |          |          |            |          |
| Low Mod                   | 0            | 0             | 0            | 0             |          |          |            |          |
| Moderate                  | 0            | 0             | 0            | 0             |          |          |            |          |
| Non Low Moderate          | 0            | 0             | 0            | 0             |          |          |            |          |
| Total                     | 0            | 0             | 0            | 198           |          |          |            |          |
| Percent Low/Mod           |              |               |              | 100.0%        |          |          |            |          |

**Annual Accomplishments**

| <b>Years</b> | <b>Accomplishment Narrative</b>   | <b># Benefiting</b> |
|--------------|---|---------------------|
| 2019         | For report received July 1, 2018 through June 30, 2019, the Kiheipua Family Shelter - Roof and Kitchen Renovations will be going out to bid August 2019, Awarding September 2019 and project completion will be December 2019.                      |                     |
|              | For report received July 1, 2019 through December 31, 2019, the Kiheipua Family Shelter - Roof and Kitchen Renovations a tentative start date for construction has been set for 2/3/2020, estimated to be completed within 60 days.                 |                     |
| 2020         | Original<br>For the report received July 1, 2020 to December 31, 2020 Kiheipua Family Shelter - Design Roof and Kitchen Renovations we are still under the architecture and engineering consultant and the multi-phase should be completed in 2021. |                     |
| 2021         | The reporting period July 1, 2020 through June 30, 2021, Kiheipua Family Shelter - Design Roof and Kitchen Renovations is still under construction and should be completed by August 2021.  |                     |
|              | The reporting period July 1. 2021 through December 31, 2021, Kiheipua Family Shelter - Design Roof and Kitchen Renovations 95% completed and looking at closing the project by March 2022.  |                     |
| 2022         | The reporting period July 1. 2021 through June 30, 2022, Kiheipua Family Shelter - Design Roof and Kitchen Renovations pending an amendment to SRA.   |                     |





U.S. Department of Housing and Urban Development  
 Office of Community Planning and Development  
 Integrated Disbursement and Information System  
 CDBG Activity Summary Report (GPR) for Program Year 2021  
 HAWAII COUNTY

Date: 03-Sep-2022  
 Time: 14:38  
 Page: 12

|                           |           |          |          |          |           |          |          |          |
|---------------------------|-----------|----------|----------|----------|-----------|----------|----------|----------|
| Asian/Pacific Islander:   | 0         | 0        | 0        | 0        | 0         | 0        | 0        | 0        |
| Hispanic:                 | 0         | 0        | 0        | 0        | 0         | 0        | 0        | 0        |
| <b>Total:</b>             | <b>67</b> | <b>9</b> | <b>0</b> | <b>0</b> | <b>67</b> | <b>9</b> | <b>0</b> | <b>0</b> |
| Female-headed Households: | 0         |          | 0        |          | 0         |          |          |          |

*Income Category:*

|                  | <b>Owner</b> | <b>Renter</b> | <b>Total</b> | <b>Person</b> |
|------------------|--------------|---------------|--------------|---------------|
| Extremely Low    | 50           | 0             | 50           | 0             |
| Low Mod          | 41           | 0             | 41           | 0             |
| Moderate         | 4            | 0             | 4            | 0             |
| Non Low Moderate | 4            | 0             | 4            | 0             |
| Total            | 99           | 0             | 99           | 0             |
| Percent Low/Mod  | 96.0%        |               | 96.0%        |               |

**Annual Accomplishments**

| <b>Years</b> | <b>Accomplishment Narrative</b>   | <b># Benefitting</b> |
|--------------|---|----------------------|
| 2019         | For the report received July 1, 2018 through June 30, 2019, the Kulaimano Elderly Renovation - Various Improvements is at 56% completion, Generator and mailboxes are long lead items project should be in two months.<br><br>For the report received July 1, 2019 through December 31, 2019, the Kulaimano Elderly Renovation - Various Improvements is at 97% completion, awaiting change order work to remedy obsolete main metering equipment.  |                      |
| 2020         | Updated<br>For the report received July 1, 2020 through December 31, 2020, the Kulaimano Elderly Renovations Various Improvements Project construction is at 86% complete. Due to COVID we are waiting on supply house to confirm that the manufacturer was back ordered and materials were ordered January 26, 2021. There is an approximate 3 - 4 week wait time for materials. We are anticipating work to start end of March 2021 and the project will be closed by June 2021.<br><br>Original<br>For the report received July 1, 2019 through June 30, 2020, the Kulaimano Elderly Renovations Various Improvements Project construction is 86% complete. Project experienced delays due to supplier due to the COVID 19 businesses shut down, and the project site closure to protect the elderly housing residents. At this point, we are waiting for our reports to sent to HELCO and once they receive reports HELCO will give us times when they will be able to assist us in completing our meter equipment. |                      |
| 2021         | The reporting period July 1, 2020 through June 30, 2021, Kulaimano Elderly Renovations Various Improvements Project, due to project delays with materials due to the COVID-19 materials fabrication and shipping issues. Materials was received in June 2021 but working with Helco to schedule installation. Work started in July 2021 and expected to complete this project by October 2021.<br><br>The reporting period July 1, 2021 though December 31, 2021, Kulaimano Elderly Renovations Various Improvements Project, is near completion.   |                      |
| 2022         | The reporting period July 1, 2021 through June 30, 2022, Kulaimano Elderly Renovations Various Improvements Project is completed but remains open due to contractor and sub-contractor warranty completion of work due to Covid.  |                      |



U.S. Department of Housing and Urban Development  
 Office of Community Planning and Development  
 Integrated Disbursement and Information System  
 CDBG Activity Summary Report (GPR) for Program Year 2021  
 HAWAII COUNTY

Date: 03-Sep-2022  
 Time: 14:38  
 Page: 13

**PGM Year:** 2017  
**Project:** 0002 - Residential Repair Program  
**IDIS Activity:** 192 - BHC17 - Residential Repair Program

Status: Open Objective: Create suitable living environments  
 Location: 1190 Kinoole St Hilo, HI 96720-4133 Outcome: Sustainability  
 Matrix Code: Rehab; Single-Unit Residential (14A) National Objective: LMH

**Activity to prevent, prepare for, and respond to Coronavirus:** No

**Initial Funding Date:** 08/27/2019

**Description:**

CDBG funds will be used to administer and existing single family residence rehabilitation loan program.

This program is eligible under 24 CFR 570.202(b)(2)(9)(11).

The project was formerly called the Residential Emergency Repair Program but is being amended to expand the program to include general home repairs at the requests of its applicants.

**Financing**

|              | Fund Type    | Grant Year | Grant       | Funded Amount       | Drawn In Program Year | Drawn Thru Program Year |
|--------------|--------------|------------|-------------|---------------------|-----------------------|-------------------------|
| CDBG         | EN           | 2017       | B17DH150002 | \$147,507.47        | \$35,098.57           | \$117,386.28            |
| <b>Total</b> | <b>Total</b> |            |             | <b>\$147,507.47</b> | <b>\$35,098.57</b>    | <b>\$117,386.28</b>     |

**Proposed Accomplishments**

Housing Units : 10

**Actual Accomplishments**

Number assisted:

|  | Owner |          | Renter |          | Total |          | Person |          |
|--|-------|----------|--------|----------|-------|----------|--------|----------|
|  | Total | Hispanic | Total  | Hispanic | Total | Hispanic | Total  | Hispanic |
| White:   | 1     | 0        | 0      | 0        | 1     | 0        | 0      | 0        |
| Black/African American:                                  | 0     | 0        | 0      | 0        | 0     | 0        | 0      | 0        |
| Asian:   | 0     | 0        | 0      | 0        | 0     | 0        | 0      | 0        |
| American Indian/Alaskan Native:                          | 0     | 0        | 0      | 0        | 0     | 0        | 0      | 0        |
| Native Hawaiian/Other Pacific Islander:                  | 0     | 0        | 0      | 0        | 0     | 0        | 0      | 0        |
| American Indian/Alaskan Native & White:                  | 0     | 0        | 0      | 0        | 0     | 0        | 0      | 0        |
| Asian White:   | 0     | 0        | 0      | 0        | 0     | 0        | 0      | 0        |
| Black/African American & White:                          | 0     | 0        | 0      | 0        | 0     | 0        | 0      | 0        |
| American Indian/Alaskan Native & Black/African American: | 0     | 0        | 0      | 0        | 0     | 0        | 0      | 0        |
| Other multi-racial:                                      | 0     | 0        | 0      | 0        | 0     | 0        | 0      | 0        |
| Asian/Pacific Islander:                                  | 0     | 0        | 0      | 0        | 0     | 0        | 0      | 0        |



U.S. Department of Housing and Urban Development  
 Office of Community Planning and Development  
 Integrated Disbursement and Information System  
 CDBG Activity Summary Report (GPR) for Program Year 2021  
 HAWAII COUNTY

Date: 03-Sep-2022  
 Time: 14:38  
 Page: 14

|                           |          |          |          |          |          |          |          |          |
|---------------------------|----------|----------|----------|----------|----------|----------|----------|----------|
| Hispanic:                 | 0        | 0        | 0        | 0        | 0        | 0        | 0        | 0        |
| <b>Total:</b>             | <b>1</b> | <b>0</b> | <b>0</b> | <b>0</b> | <b>1</b> | <b>0</b> | <b>0</b> | <b>0</b> |
| Female-headed Households: | 1        |          | 0        |          | 1        |          |          |          |

*Income Category:*

|                  | Owner  | Renter | Total  | Person |
|------------------|--------|--------|--------|--------|
| Extremely Low    | 0      | 0      | 0      | 0      |
| Low Mod          | 0      | 0      | 0      | 0      |
| Moderate         | 1      | 0      | 1      | 0      |
| Non Low Moderate | 0      | 0      | 0      | 0      |
| Total            | 1      | 0      | 1      | 0      |
| Percent Low/Mod  | 100.0% |        | 100.0% |        |

**Annual Accomplishments**

| Years | Accomplishment Narrative  | # Benefitting |
|-------|---|---------------|
| 2019  | For the report received July 1, 2019 through December 31, 2019, the Residential Repair Program have not been expended as of date; the applicants still in process for eligibility pending Risk Assessments (historical & lead).                                       |               |
| 2020  | Updated<br>For the report received July 1, 2020 through December 31, 2020 currently we have 3 applicants eligible and are still searching for a general contractor to secure a contract. We sent out 4 applications and 2 applications are verifying for eligibility. |               |
|       | Original<br>For the report received July 1, 2019 through June 30, 2020 still verifying applications.  |               |
| 2021  | The reporting period July 1, 2020 through June 30, 2021, Residential Repair Program we are in the process of finalizing the contract for 4 applicants.  |               |
|       | The reporting period July 1, 2021 through December 31, 2021, Residential Repair Program has reported 0 applicants during this period.   |               |
| 2022  | The reporting period July 1, 2021 through June 30, 2022, Residential Repair Program has processed 1 loan.   |               |



U.S. Department of Housing and Urban Development  
 Office of Community Planning and Development  
 Integrated Disbursement and Information System  
 CDBG Activity Summary Report (GPR) for Program Year 2021  
 HAWAII COUNTY

Date: 03-Sep-2022  
 Time: 14:38  
 Page: 15

**PGM Year:** 2019  
**Project:** 0006 - Hale Maluhia Shelter - Accessibility Improvements  
**IDIS Activity:** 193 - BHC19- Hale Maluhia Shelter - Accessibility Improvements

Status: Completed 7/12/2021 12:00:00 AM      Objective: Create suitable living environments  
 Location: 110 Ululani St Hilo, HI 96720-2914      Outcome: Availability/accessibility  
 Matrix Code: Homeless Facilities (not operating costs) (03C)      National Objective: LMC

**Activity to prevent, prepare for, and respond to Coronavirus:** No

**Initial Funding Date:** 09/20/2019

**Description:**

The Non-profit, HOPE Services Hawai'i, Inc., will utilize CDBG funds for ADA accessibility improvements at the Hale Maluhia homeless men and homeless senior men and women's shelter.

These improvements include, but are not limited to, accessible routes, parking, ramps, bathroom and other interior modifications to meet ADA requirements.

This activity is eligible under 24 CFR 570.201 (c) Public Facilities and Improvements.

**Financing**

|              | Fund Type    | Grant Year | Grant       | Funded Amount       | Drawn In Program Year | Drawn Thru Program Year |
|--------------|--------------|------------|-------------|---------------------|-----------------------|-------------------------|
| CDBG         | EN           | 2019       | B19DH150002 | \$461,895.72        | \$0.00                | \$461,895.72            |
|              | PI           |            |             | \$13,633.62         | \$0.00                | \$13,633.62             |
| <b>Total</b> | <b>Total</b> |            |             | <b>\$475,529.34</b> | <b>\$0.00</b>         | <b>\$475,529.34</b>     |

**Proposed Accomplishments**

Public Facilities : 1

**Actual Accomplishments**

Number assisted:

|  | Owner |          | Renter |          | Total |          | Person |          |
|--|-------|----------|--------|----------|-------|----------|--------|----------|
|  | Total | Hispanic | Total  | Hispanic | Total | Hispanic | Total  | Hispanic |
| White:   | 0     | 0        | 0      | 0        | 0     | 0        | 7      | 0        |
| Black/African American:                                  | 0     | 0        | 0      | 0        | 0     | 0        | 1      | 0        |
| Asian:   | 0     | 0        | 0      | 0        | 0     | 0        | 2      | 0        |
| American Indian/Alaskan Native:                          | 0     | 0        | 0      | 0        | 0     | 0        | 2      | 0        |
| Native Hawaiian/Other Pacific Islander:                  | 0     | 0        | 0      | 0        | 0     | 0        | 23     | 0        |
| American Indian/Alaskan Native & White:                  | 0     | 0        | 0      | 0        | 0     | 0        | 0      | 0        |
| Asian White:   | 0     | 0        | 0      | 0        | 0     | 0        | 0      | 0        |
| Black/African American & White:                          | 0     | 0        | 0      | 0        | 0     | 0        | 0      | 0        |
| American Indian/Alaskan Native & Black/African American: | 0     | 0        | 0      | 0        | 0     | 0        | 0      | 0        |
| Other multi-racial:                                      | 0     | 0        | 0      | 0        | 0     | 0        | 16     | 4        |



U.S. Department of Housing and Urban Development  
 Office of Community Planning and Development  
 Integrated Disbursement and Information System  
 CDBG Activity Summary Report (GPR) for Program Year 2021  
 HAWAII COUNTY

Date: 03-Sep-2022  
 Time: 14:38  
 Page: 16

|                           |          |          |          |          |          |          |           |          |
|---------------------------|----------|----------|----------|----------|----------|----------|-----------|----------|
| Asian/Pacific Islander:   | 0        | 0        | 0        | 0        | 0        | 0        | 0         | 0        |
| Hispanic:                 | 0        | 0        | 0        | 0        | 0        | 0        | 0         | 0        |
| <b>Total:</b>             | <b>0</b> | <b>0</b> | <b>0</b> | <b>0</b> | <b>0</b> | <b>0</b> | <b>51</b> | <b>4</b> |
| Female-headed Households: | 0        |          | 0        |          | 0        |          |           |          |

*Income Category:*

|                  | <b>Owner</b> | <b>Renter</b> | <b>Total</b> | <b>Person</b> |
|------------------|--------------|---------------|--------------|---------------|
| Extremely Low    | 0            | 0             | 0            | 43            |
| Low Mod          | 0            | 0             | 0            | 1             |
| Moderate         | 0            | 0             | 0            | 0             |
| Non Low Moderate | 0            | 0             | 0            | 0             |
| Total            | 0            | 0             | 0            | 44            |
| Percent Low/Mod  |              |               |              | 100.0%        |

**Annual Accomplishments**

| <b>Years</b> | <b>Accomplishment Narrative</b>   | <b># Benefitting</b> |
|--------------|---|----------------------|
| 2019         | For the reporting period received July 1, 2019 through December 31,2019, the Hale Maluhia Shelter - Accessibility Improvements plans and permits have been submitted to DCAB and Department of Public Works. Project manual is being complete by the architecture firm. |                      |
| 2020         | Original<br>For the reporting period July 1, 2020 to December 31, 2020, Hale Maluhia Shelter - Accessibility Improvements is still under construction and coming along.   |                      |
| 2021         | The reporting period July 1, 2020 to June 30, 2021, Hale Maluhia Shelter - Accessibility Improvements is completed.   |                      |



U.S. Department of Housing and Urban Development  
 Office of Community Planning and Development  
 Integrated Disbursement and Information System  
 CDBG Activity Summary Report (GPR) for Program Year 2021  
 HAWAII COUNTY

Date: 03-Sep-2022  
 Time: 14:38  
 Page: 17

**PGM Year:** 2019  
**Project:** 0005 - Kiheipua Family Shelter - Roof/Certified Kitchen Construction  
**IDIS Activity:** 194 - BHC19 - Kiheipua Family Shelter - Roof/Certified Kitchen Construction

Status: Completed 7/12/2021 12:00:00 AM      Objective: Create suitable living environments  
 Location: 115 Kapiolani St Hilo, HI 96720-2606      Outcome: Sustainability  
 Matrix Code: Homeless Facilities (not operating costs) (03C)      National Objective: LMC

**Activity to prevent, prepare for, and respond to Coronavirus:** No

**Initial Funding Date:** 09/30/2019

**Description:**

The Non-profit, HOPE Services Hawai'i, Inc., will utilize CDBG funds to plan and design the renovations to the current kitchen to meet the Department of Health's Certified Kitchen requirements to feed homeless families at the Hilo Shelter.

These renovations include, but are not limited to, the conversion of the current kitchen to include permanently fixed commercial grade appliances, sink, food preparation areas, shelving and other kitchen items necessary to meet the Department of Health "Food Safety Code" regulations.

This activity is eligible under 24 CFR 570.201(c) Public Facilities and Improvements.

**Financing**

|              | Fund Type    | Grant Year | Grant       | Funded Amount       | Drawn In Program Year | Drawn Thru Program Year |
|--------------|--------------|------------|-------------|---------------------|-----------------------|-------------------------|
| CDBG         | EN           | 2019       | B19DH150002 | \$200,000.00        | \$0.00                | \$200,000.00            |
| <b>Total</b> | <b>Total</b> |            |             | <b>\$200,000.00</b> | <b>\$0.00</b>         | <b>\$200,000.00</b>     |

**Proposed Accomplishments**

Public Facilities : 1

**Actual Accomplishments**

Number assisted:

|  | Owner |          | Renter |          | Total |          | Person |          |
|--|-------|----------|--------|----------|-------|----------|--------|----------|
|  | Total | Hispanic | Total  | Hispanic | Total | Hispanic | Total  | Hispanic |
| White:   | 0     | 0        | 0      | 0        | 0     | 0        | 24     | 0        |
| Black/African American:                                  | 0     | 0        | 0      | 0        | 0     | 0        | 1      | 0        |
| Asian:   | 0     | 0        | 0      | 0        | 0     | 0        | 8      | 0        |
| American Indian/Alaskan Native:                          | 0     | 0        | 0      | 0        | 0     | 0        | 2      | 0        |
| Native Hawaiian/Other Pacific Islander:                  | 0     | 0        | 0      | 0        | 0     | 0        | 75     | 0        |
| American Indian/Alaskan Native & White:                  | 0     | 0        | 0      | 0        | 0     | 0        | 0      | 0        |
| Asian White:   | 0     | 0        | 0      | 0        | 0     | 0        | 0      | 0        |
| Black/African American & White:                          | 0     | 0        | 0      | 0        | 0     | 0        | 0      | 0        |
| American Indian/Alaskan Native & Black/African American: | 0     | 0        | 0      | 0        | 0     | 0        | 0      | 0        |
| Other multi-racial:                                      | 0     | 0        | 0      | 0        | 0     | 0        | 84     | 65       |



U.S. Department of Housing and Urban Development  
 Office of Community Planning and Development  
 Integrated Disbursement and Information System  
 CDBG Activity Summary Report (GPR) for Program Year 2021  
 HAWAII COUNTY

Date: 03-Sep-2022  
 Time: 14:38  
 Page: 18

|                           |          |          |          |          |          |          |            |           |
|---------------------------|----------|----------|----------|----------|----------|----------|------------|-----------|
| Asian/Pacific Islander:   | 0        | 0        | 0        | 0        | 0        | 0        | 0          | 0         |
| Hispanic:                 | 0        | 0        | 0        | 0        | 0        | 0        | 0          | 0         |
| <b>Total:</b>             | <b>0</b> | <b>0</b> | <b>0</b> | <b>0</b> | <b>0</b> | <b>0</b> | <b>194</b> | <b>65</b> |
| Female-headed Households: | 0        |          | 0        |          | 0        |          |            |           |

*Income Category:*

|                  | <b>Owner</b> | <b>Renter</b> | <b>Total</b> | <b>Person</b> |
|------------------|--------------|---------------|--------------|---------------|
| Extremely Low    | 0            | 0             | 0            | 158           |
| Low Mod          | 0            | 0             | 0            | 5             |
| Moderate         | 0            | 0             | 0            | 4             |
| Non Low Moderate | 0            | 0             | 0            | 0             |
| Total            | 0            | 0             | 0            | 167           |
| Percent Low/Mod  |              |               |              | 100.0%        |

**Annual Accomplishments**

| <b>Years</b> | <b>Accomplishment Narrative</b>  | <b># Benefitting</b> |
|--------------|--|----------------------|
| 2019         | For the reporting period received July 1, 2019 through December 31, 2019, the Kiheipua Family Shelter - Certified Kitchen Construction plans and permits have been submitted to DCAB and Department of Public Works. Project manual is being completed by the architecture firm. |                      |
| 2020         | Original<br>The reporting period July 1, 2020 to December 31, 2020 Kiheipua Family Shelter - Roof and Certified Kitchen Construction is still under construction and should be completed by 2021.  |                      |
| 2021         | Reporting Period July 1, 2020 to June 30, 2021, Kiheipua Family Shelter - Roof/Certified Kitchen Construction project is 95% completed.  |                      |



U.S. Department of Housing and Urban Development  
 Office of Community Planning and Development  
 Integrated Disbursement and Information System  
 CDBG Activity Summary Report (GPR) for Program Year 2021  
 HAWAII COUNTY

Date: 03-Sep-2022  
 Time: 14:38  
 Page: 19

**PGM Year:** 2019  
**Project:** 0002 - West Hawai`i Domestic Abuse Shelter - Renovations  
**IDIS Activity:** 195 - BHC19 - West Hawaii Domestic Abuse Shelter - Renovations

Status: Completed 7/12/2021 12:00:00 AM      Objective: Create suitable living environments  
 Location: Address Suppressed      Outcome: Availability/accessibility  
 Matrix Code: Other Public Improvements Not Listed      National Objective: LMC  
 in 03A-03S (03Z)

**Activity to prevent, prepare for, and respond to Coronavirus:** No

**Initial Funding Date:** 11/13/2019

**Description:**  
 The non-profit, Child and Family Services Real Property, Inc., will utilize CDBG funds to design and construct renovations to its West Hawaii Domestic Abuse Shelter. Renovations will include, but will not be limited to, bathroom renovation and security enhancements not limited to perimeter fencing, gates, built-in security enhancements not limited to perimeter fencing, gates, built-in security systems and exterior lighting.  
 This activity is eligible under 24 CFR 570.201(c) Public Facilities and Improvements. On February 23, 2021, the OHCD reprogrammed \$4,930.10 of excess 2019 project funds to the 2019 Hale Ohana Domestic Abuse Shelter Renovations.

**Financing**

|              | Fund Type    | Grant Year | Grant       | Funded Amount       | Drawn In Program Year | Drawn Thru Program Year |
|--------------|--------------|------------|-------------|---------------------|-----------------------|-------------------------|
| CDBG         | EN           | 2019       | B19DH150002 | \$190,319.90        | \$0.00                | \$190,319.90            |
| <b>Total</b> | <b>Total</b> |            |             | <b>\$190,319.90</b> | <b>\$0.00</b>         | <b>\$190,319.90</b>     |

**Proposed Accomplishments**

People (General) : 175

**Actual Accomplishments**

Number assisted:

|  | Owner |          | Renter |          | Total |          | Person |          |
|--|-------|----------|--------|----------|-------|----------|--------|----------|
|  | Total | Hispanic | Total  | Hispanic | Total | Hispanic | Total  | Hispanic |
| White:   | 0     | 0        | 0      | 0        | 0     | 0        | 12     | 2        |
| Black/African American:                                  | 0     | 0        | 0      | 0        | 0     | 0        | 0      | 0        |
| Asian:   | 0     | 0        | 0      | 0        | 0     | 0        | 4      | 0        |
| American Indian/Alaskan Native:                          | 0     | 0        | 0      | 0        | 0     | 0        | 3      | 0        |
| Native Hawaiian/Other Pacific Islander:                  | 0     | 0        | 0      | 0        | 0     | 0        | 5      | 0        |
| American Indian/Alaskan Native & White:                  | 0     | 0        | 0      | 0        | 0     | 0        | 0      | 0        |
| Asian White:   | 0     | 0        | 0      | 0        | 0     | 0        | 1      | 1        |
| Black/African American & White:                          | 0     | 0        | 0      | 0        | 0     | 0        | 2      | 0        |
| American Indian/Alaskan Native & Black/African American: | 0     | 0        | 0      | 0        | 0     | 0        | 1      | 0        |
| Other multi-racial:                                      | 0     | 0        | 0      | 0        | 0     | 0        | 38     | 5        |



U.S. Department of Housing and Urban Development  
 Office of Community Planning and Development  
 Integrated Disbursement and Information System  
 CDBG Activity Summary Report (GPR) for Program Year 2021  
 HAWAII COUNTY

Date: 03-Sep-2022  
 Time: 14:38  
 Page: 20

|                           |          |          |          |          |          |          |           |          |
|---------------------------|----------|----------|----------|----------|----------|----------|-----------|----------|
| Asian/Pacific Islander:   | 0        | 0        | 0        | 0        | 0        | 0        | 0         | 0        |
| Hispanic:                 | 0        | 0        | 0        | 0        | 0        | 0        | 0         | 0        |
| <b>Total:</b>             | <b>0</b> | <b>0</b> | <b>0</b> | <b>0</b> | <b>0</b> | <b>0</b> | <b>66</b> | <b>8</b> |
| Female-headed Households: | 0        |          | 0        |          | 0        |          |           |          |

*Income Category:*

|                  | <b>Owner</b> | <b>Renter</b> | <b>Total</b> | <b>Person</b> |
|------------------|--------------|---------------|--------------|---------------|
| Extremely Low    | 0            | 0             | 0            | 64            |
| Low Mod          | 0            | 0             | 0            | 1             |
| Moderate         | 0            | 0             | 0            | 18            |
| Non Low Moderate | 0            | 0             | 0            | 1             |
| Total            | 0            | 0             | 0            | 84            |
| Percent Low/Mod  |              |               |              | 98.8%         |

**Annual Accomplishments**

| <b>Years</b> | <b>Accomplishment Narrative</b>   | <b># Benefitting</b> |
|--------------|---|----------------------|
| 2019         | For the report received July 1, 2019 through December 31, 2019, West Hawaii Domestic Abuse Shelter - Renovations recently executed the contract on November 4, 2019. We are now in the processes of publishing request for construction bids we are finalizing at this point. |                      |
| 2020         | The reporting period July 1, 2020 through December 31, 2020, the West Hawaii Domestic Abuse Shelter - Renovations project was completed December 2020.  |                      |
| 2021         | The reporting period July 1, 2020 through December 31, 2020, the West Hawaii Domestic Abuse Shelter - Renovations project was completed December 2020.  |                      |



U.S. Department of Housing and Urban Development  
 Office of Community Planning and Development  
 Integrated Disbursement and Information System  
 CDBG Activity Summary Report (GPR) for Program Year 2021  
 HAWAII COUNTY

Date: 03-Sep-2022  
 Time: 14:38  
 Page: 21

**PGM Year:** 2019  
**Project:** 0001 - Hale Ohana Domestic Abuse Shelter - Renovations  
**IDIS Activity:** 196 - BHC19 - Hale Ohana Domestic Abuse Shelter - Renovations

Status: Completed 7/12/2021 12:00:00 AM      Objective: Create suitable living environments  
 Location: Address Suppressed      Outcome: Availability/accessibility  
 Matrix Code: Homeless Facilities (not operating costs) (03C)      National Objective: LMC

**Activity to prevent, prepare for, and respond to Coronavirus:** No

**Initial Funding Date:** 11/25/2019

**Description:**

The non-profit, Child and Family Services Real Property, Inc., will utilize CDBG funds to design and construct renovations to its Hilo Domestic Abuse Shelter. Renovations will include roofing, storage, kitchen and bathroom renovations, as well as security enhancements, not limited to, perimeter fencing gates, built-in security systems and exterior lighting.  
 This activity is eligible under 24 CFR 570.201 (c) Public Facilities and Improvements. On February 23, 2021, the OHCD reprogrammed \$4,930.10 from excess 2019 project funds from the West Hawaii Domestic Abuse Shelter Renovations to cover renovation cost at the 2019 Hale Ohana Domestic Abuse Shelter Renovations project.

**Financing**

|              | Fund Type    | Grant Year | Grant       | Funded Amount       | Drawn In Program Year | Drawn Thru Program Year |
|--------------|--------------|------------|-------------|---------------------|-----------------------|-------------------------|
| CDBG         | EN           | 2019       | B19DH150002 | \$285,430.10        | \$0.00                | \$285,430.10            |
| <b>Total</b> | <b>Total</b> |            |             | <b>\$285,430.10</b> | <b>\$0.00</b>         | <b>\$285,430.10</b>     |

**Proposed Accomplishments**

Public Facilities : 273

**Actual Accomplishments**

Number assisted:

|  | Owner |          | Renter |          | Total |          | Person |          |
|--|-------|----------|--------|----------|-------|----------|--------|----------|
|  | Total | Hispanic | Total  | Hispanic | Total | Hispanic | Total  | Hispanic |
| White:   | 0     | 0        | 0      | 0        | 0     | 0        | 21     | 3        |
| Black/African American:                                  | 0     | 0        | 0      | 0        | 0     | 0        | 0      | 0        |
| Asian:   | 0     | 0        | 0      | 0        | 0     | 0        | 3      | 0        |
| American Indian/Alaskan Native:                          | 0     | 0        | 0      | 0        | 0     | 0        | 1      | 1        |
| Native Hawaiian/Other Pacific Islander:                  | 0     | 0        | 0      | 0        | 0     | 0        | 14     | 0        |
| American Indian/Alaskan Native & White:                  | 0     | 0        | 0      | 0        | 0     | 0        | 0      | 0        |
| Asian White:   | 0     | 0        | 0      | 0        | 0     | 0        | 6      | 0        |
| Black/African American & White:                          | 0     | 0        | 0      | 0        | 0     | 0        | 0      | 0        |
| American Indian/Alaskan Native & Black/African American: | 0     | 0        | 0      | 0        | 0     | 0        | 0      | 0        |
| Other multi-racial:                                      | 0     | 0        | 0      | 0        | 0     | 0        | 41     | 7        |



U.S. Department of Housing and Urban Development  
 Office of Community Planning and Development  
 Integrated Disbursement and Information System  
 CDBG Activity Summary Report (GPR) for Program Year 2021  
 HAWAII COUNTY

Date: 03-Sep-2022  
 Time: 14:38  
 Page: 22

|                           |          |          |          |          |          |          |           |           |
|---------------------------|----------|----------|----------|----------|----------|----------|-----------|-----------|
| Asian/Pacific Islander:   | 0        | 0        | 0        | 0        | 0        | 0        | 0         | 0         |
| Hispanic:                 | 0        | 0        | 0        | 0        | 0        | 0        | 0         | 0         |
| <b>Total:</b>             | <b>0</b> | <b>0</b> | <b>0</b> | <b>0</b> | <b>0</b> | <b>0</b> | <b>86</b> | <b>11</b> |
| Female-headed Households: | 0        |          | 0        |          | 0        |          |           |           |

*Income Category:*

|                  | <b>Owner</b> | <b>Renter</b> | <b>Total</b> | <b>Person</b> |
|------------------|--------------|---------------|--------------|---------------|
| Extremely Low    | 0            | 0             | 0            | 23            |
| Low Mod          | 0            | 0             | 0            | 0             |
| Moderate         | 0            | 0             | 0            | 63            |
| Non Low Moderate | 0            | 0             | 0            | 0             |
| <b>Total</b>     | <b>0</b>     | <b>0</b>      | <b>0</b>     | <b>86</b>     |
| Percent Low/Mod  |              |               |              | 100.0%        |

**Annual Accomplishments**

| <b>Years</b> | <b>Accomplishment Narrative</b>   | <b># Benefiting</b> |
|--------------|---|---------------------|
| 2019         | For the report received July 1, 2019 through December 31, 2019, Hale Ohana Domestic Abuse Shelter - Renovations recently executed the contract on November 12, 2019. We are now in the processes of publishing request for construction bids we are finalizing at this point. |                     |
| 2020         | For this reporting period July 1, 2020 through December 31, 2020, the Hale Ohana Domestic Abuse Shelter - Renovations project was completed December 2020.  |                     |





U.S. Department of Housing and Urban Development  
 Office of Community Planning and Development  
 Integrated Disbursement and Information System  
 CDBG Activity Summary Report (GPR) for Program Year 2021  
 HAWAII COUNTY

Date: 03-Sep-2022  
 Time: 14:38  
 Page: 24

|                           |          |          |          |          |          |          |           |           |
|---------------------------|----------|----------|----------|----------|----------|----------|-----------|-----------|
| Asian/Pacific Islander:   | 0        | 0        | 0        | 0        | 0        | 0        | 0         | 0         |
| Hispanic:                 | 0        | 0        | 0        | 0        | 0        | 0        | 0         | 0         |
| <b>Total:</b>             | <b>0</b> | <b>0</b> | <b>0</b> | <b>0</b> | <b>0</b> | <b>0</b> | <b>65</b> | <b>11</b> |
| Female-headed Households: | 0        |          | 0        |          | 0        |          |           |           |

*Income Category:*

|                  | <b>Owner</b> | <b>Renter</b> | <b>Total</b> | <b>Person</b> |
|------------------|--------------|---------------|--------------|---------------|
| Extremely Low    | 0            | 0             | 0            | 58            |
| Low Mod          | 0            | 0             | 0            | 1             |
| Moderate         | 0            | 0             | 0            | 0             |
| Non Low Moderate | 0            | 0             | 0            | 0             |
| Total            | 0            | 0             | 0            | 59            |
| Percent Low/Mod  |              |               |              | 100.0%        |

**Annual Accomplishments**

| <b>Years</b> | <b>Accomplishment Narrative</b>  | <b># Benefiting</b> |
|--------------|--|---------------------|
| 2020         | <p>Updated<br/>           For the reporting period July 1, 2020 through December 31, 2020, the West Hawaii Homeless Emergency Shelter Improvements is pending the decision by the Mayor to proceed or not to proceed we should have some sort of decision soon.</p> <p>Original<br/>           For the report received July 1, 2019 through June 30, 2020, the West Hawaii Homeless Emergency Shelter Improvements is awaiting completion of plans and specification by Architect team. Expect to go to bid this fall.</p> |                     |
| 2021         | <p>The Reporting Period July 1, 2020 through June 30, 2021, West Hawaii Homeless Emergency Shelter Improvements, at this time the County went out to rebid this project due to shortage of funding. S2nd RFP processes by August of 2021.</p> <p>The reporting period July 1 2021 through December 31, 2021, West Hawaii Homeless Emergency Shelter Improvements, at this time they just started January 10, 2022, but we are at this time we are having a issue with getting supplies.</p>                                |                     |
| 2022         | <p>The reporting period June 1, 2021 through July 30, 2022, West Hawaii Homeless Emergency Shelter Improvements delays due to various reasons. Including supply shortage.</p>  |                     |



U.S. Department of Housing and Urban Development  
 Office of Community Planning and Development  
 Integrated Disbursement and Information System  
 CDBG Activity Summary Report (GPR) for Program Year 2021  
 HAWAII COUNTY

Date: 03-Sep-2022  
 Time: 14:38  
 Page: 25

**PGM Year:** 2019  
**Project:** 0003 - West Hawai'i Homeless Emergency Shelter Improvements  
**IDIS Activity:** 198 - BHC-19 West Hawaii Homeless Shelter Improvements - Design  
**Status:** Open **Objective:** Provide decent affordable housing  
**Location:** 75-5593 Pawai Place Kailua-Kona, HI 96745 **Outcome:** Affordability  
**Matrix Code:** Other Public Improvements Not Listed **National Objective:** LMC  
 in 03A-03S (03Z)

**Activity to prevent, prepare for, and respond to Coronavirus:** No

**Initial Funding Date:** 01/29/2020

**Description:**  
 West Hawaii Homeless Shelter Improvements - Design

**Financing**

|              | Fund Type    | Grant Year | Grant       | Funded Amount       | Drawn In Program Year | Drawn Thru Program Year |
|--------------|--------------|------------|-------------|---------------------|-----------------------|-------------------------|
| CDBG         | EN           | 2019       | B19DH150002 | \$164,400.00        | \$1,615.00            | \$156,180.00            |
| <b>Total</b> | <b>Total</b> |            |             | <b>\$164,400.00</b> | <b>\$1,615.00</b>     | <b>\$156,180.00</b>     |

**Proposed Accomplishments**

**Actual Accomplishments**

*Number assisted:*

|  | <b>Owner</b> |          | <b>Renter</b> |          | <b>Total</b> |          | <b>Person</b> |           |
|--|--------------|----------|---------------|----------|--------------|----------|---------------|-----------|
|  | Total        | Hispanic | Total         | Hispanic | Total        | Hispanic | Total         | Hispanic  |
| White:   | 0            | 0        | 0             | 0        | 0            | 0        | 29            | 0         |
| Black/African American:                                  | 0            | 0        | 0             | 0        | 0            | 0        | 4             | 0         |
| Asian:   | 0            | 0        | 0             | 0        | 0            | 0        | 2             | 0         |
| American Indian/Alaskan Native:                          | 0            | 0        | 0             | 0        | 0            | 0        | 3             | 0         |
| Native Hawaiian/Other Pacific Islander:                  | 0            | 0        | 0             | 0        | 0            | 0        | 12            | 0         |
| American Indian/Alaskan Native & White:                  | 0            | 0        | 0             | 0        | 0            | 0        | 0             | 0         |
| Asian White:   | 0            | 0        | 0             | 0        | 0            | 0        | 0             | 0         |
| Black/African American & White:                          | 0            | 0        | 0             | 0        | 0            | 0        | 0             | 0         |
| American Indian/Alaskan Native & Black/African American: | 0            | 0        | 0             | 0        | 0            | 0        | 0             | 0         |
| Other multi-racial:                                      | 0            | 0        | 0             | 0        | 0            | 0        | 15            | 11        |
| Asian/Pacific Islander:                                  | 0            | 0        | 0             | 0        | 0            | 0        | 0             | 0         |
| Hispanic:  | 0            | 0        | 0             | 0        | 0            | 0        | 0             | 0         |
| <b>Total:</b>  | <b>0</b>     | <b>0</b> | <b>0</b>      | <b>0</b> | <b>0</b>     | <b>0</b> | <b>65</b>     | <b>11</b> |
| Female-headed Households:                                | 0            |          | 0             |          | 0            |          |               |           |



U.S. Department of Housing and Urban Development  
 Office of Community Planning and Development  
 Integrated Disbursement and Information System  
 CDBG Activity Summary Report (GPR) for Program Year 2021  
 HAWAII COUNTY

Date: 03-Sep-2022  
 Time: 14:38  
 Page: 26

*Income Category:*

|                  | <b>Owner</b> | <b>Renter</b> | <b>Total</b> | <b>Person</b> |
|------------------|--------------|---------------|--------------|---------------|
| Extremely Low    | 0            | 0             | 0            | 58            |
| Low Mod          | 0            | 0             | 0            | 1             |
| Moderate         | 0            | 0             | 0            | 0             |
| Non Low Moderate | 0            | 0             | 0            | 0             |
| Total            | 0            | 0             | 0            | 59            |
| Percent Low/Mod  |              |               |              | 100.0%        |

**Annual Accomplishments**

| <b>Years</b> | <b>Accomplishment Narrative</b>  | <b># Benefitting</b> |
|--------------|--|----------------------|
| 2020         | <p>Updated</p> <p>For the reporting period July 1, 2020 through December 31, 2020, the West Hawaii Homeless Shelter Improvements - Design is pending on the determination of the Mayor on the West Hawaii Homeless Emergency Shelter Improvements.</p> <p>Original</p> <p>For the report received July 1, 2019 through June 30, 2020, the West Hawaii Homeless Shelter Improvements - Design the plans have been submitted for permits. Expected to go to bid this fall.</p> |                      |
| 2021         | <p>The reporting period July 1, 2020 through June 30, 2021, West Hawaii Homeless Shelter Improvements - Design, at this time the County went out to rebid this project due to shortage of funding. 2nd RFP processes by August of 2021.</p> <p>The reporting period July 1, 2021 through December 31, 2021, West Hawaii Homeless Shelter Improvements - Design, at this time the design is at 94% of completion.</p>   |                      |
| 2022         | <p>The reporting period July 1, 2021 through June 30, 2022, West Hawaii Homeless Shelter Improvements - Design project delays to various reasons. Including supply shortage.</p>   |                      |



U.S. Department of Housing and Urban Development  
 Office of Community Planning and Development  
 Integrated Disbursement and Information System  
 CDBG Activity Summary Report (GPR) for Program Year 2021  
 HAWAII COUNTY

Date: 03-Sep-2022  
 Time: 14:38  
 Page: 27

**PGM Year:** 2019  
**Project:** 0004 - Kulaimano Elderly Housing - Phase III Renovations  
**IDIS Activity:** 199 - BHC-19 Kulaimano Elderly Housing Phase - III Renovations

Status: Completed 7/12/2021 12:00:00 AM      Objective: Provide decent affordable housing  
 Location: 28-2947 Kumula St Pepeekeo, HI 96783-9420      Outcome: Sustainability  
    Matrix Code: Rehab; Multi-Unit Residential (14B)      National Objective: LMH

**Activity to prevent, prepare for, and respond to Coronavirus:** No

**Initial Funding Date:** 03/25/2020

**Description:**

The Office of Housing and Community Development Division will utilize CDBG funds to continue to renovate necessary improvements at the Kulaimano Elderly Housing Project. The renovation activities have been determined by the Physical Needs Assessment conducted for the elderly housing project. The renovations and/or improvements will include, but not limited to, the planning and design for the Phase III Renovations, address and abatement of hazardous material at the project, external ADA accessible paths, site drainage, interior ADA renovations within the community center which includes, but are not limited to, bathroom renovations and relocation of drinking fountain. The activity is eligible under 24 CFR 570.202(b)(2) Eligible Rehabilitation and Preservation.

**Financing**

|              | Fund Type    | Grant Year | Grant       | Funded Amount       | Drawn In Program Year | Drawn Thru Program Year |
|--------------|--------------|------------|-------------|---------------------|-----------------------|-------------------------|
| CDBG         | EN           | 2018       | B18DH150002 | \$269,163.00        | \$0.00                | \$269,163.00            |
|              |              | 2019       | B19DH150002 | \$126,941.00        | \$0.00                | \$126,941.00            |
| <b>Total</b> | <b>Total</b> |            |             | <b>\$396,104.00</b> | <b>\$0.00</b>         | <b>\$396,104.00</b>     |

**Proposed Accomplishments**

Housing Units : 49

**Actual Accomplishments**

Number assisted:

|  | Owner |          | Renter |          | Total |          | Person |          |
|--|-------|----------|--------|----------|-------|----------|--------|----------|
|  | Total | Hispanic | Total  | Hispanic | Total | Hispanic | Total  | Hispanic |
| White:   | 25    | 1        | 0      | 0        | 25    | 1        | 0      | 0        |
| Black/African American:                                  | 4     | 0        | 0      | 0        | 4     | 0        | 0      | 0        |
| Asian:   | 7     | 0        | 0      | 0        | 7     | 0        | 0      | 0        |
| American Indian/Alaskan Native:                          | 0     | 0        | 0      | 0        | 0     | 0        | 0      | 0        |
| Native Hawaiian/Other Pacific Islander:                  | 8     | 4        | 0      | 0        | 8     | 4        | 0      | 0        |
| American Indian/Alaskan Native & White:                  | 2     | 0        | 0      | 0        | 2     | 0        | 0      | 0        |
| Asian White:   | 0     | 0        | 0      | 0        | 0     | 0        | 0      | 0        |
| Black/African American & White:                          | 0     | 0        | 0      | 0        | 0     | 0        | 0      | 0        |
| American Indian/Alaskan Native & Black/African American: | 0     | 0        | 0      | 0        | 0     | 0        | 0      | 0        |



U.S. Department of Housing and Urban Development  
 Office of Community Planning and Development  
 Integrated Disbursement and Information System  
 CDBG Activity Summary Report (GPR) for Program Year 2021  
 HAWAII COUNTY

Date: 03-Sep-2022  
 Time: 14:38  
 Page: 28

|                         |           |          |          |          |           |          |          |          |
|-------------------------|-----------|----------|----------|----------|-----------|----------|----------|----------|
| Other multi-racial:     | 10        | 2        | 0        | 0        | 10        | 2        | 0        | 0        |
| Asian/Pacific Islander: | 0         | 0        | 0        | 0        | 0         | 0        | 0        | 0        |
| Hispanic:               | 0         | 0        | 0        | 0        | 0         | 0        | 0        | 0        |
| <b>Total:</b>           | <b>56</b> | <b>7</b> | <b>0</b> | <b>0</b> | <b>56</b> | <b>7</b> | <b>0</b> | <b>0</b> |

Female-headed Households: 0 0 0 0

*Income Category:*

|                  | <b>Owner</b> | <b>Renter</b> | <b>Total</b> | <b>Person</b> |
|------------------|--------------|---------------|--------------|---------------|
| Extremely Low    | 45           | 0             | 45           | 0             |
| Low Mod          | 5            | 0             | 5            | 0             |
| Moderate         | 1            | 0             | 1            | 0             |
| Non Low Moderate | 1            | 0             | 1            | 0             |
| Total            | 52           | 0             | 52           | 0             |
| Percent Low/Mod  | 98.1%        |               | 98.1%        |               |

**Annual Accomplishments**

| <b>Years</b> | <b>Accomplishment Narrative</b>  | <b># Benefiting</b> |
|--------------|--|---------------------|
| 2020         | <p>Updated<br/>           For the report received July 1, 2020 through December 31, 2020, Kulaimano Elderly Housing Phase - III Renovations is near completion and anticipate this project to be closed by June 2021.</p> <p>Original<br/>           For the report received July 1, 2019 through June 30, 2020. Notice to Proceed was issued on March 21, 2020. COVID delays resulting to receive materials from the mainland. As of June 22, 2020, we started construction with COVID and safety measures.</p> |                     |
| 2021         | <p>Updated<br/>           For the report received July 1, 2020 to June 30, 2021, Kulaimano Elderly Housing Phase - III Renovations was completed in March/April of 2021.</p>   |                     |



U.S. Department of Housing and Urban Development  
 Office of Community Planning and Development  
 Integrated Disbursement and Information System  
 CDBG Activity Summary Report (GPR) for Program Year 2021  
 HAWAII COUNTY

Date: 03-Sep-2022  
 Time: 14:38  
 Page: 29

**PGM Year:** 2018  
**Project:** 0002 - Kulaimano Elderly Renovations  
**IDIS Activity:** 202 - BHC -18 - Kulaimano Elderly Housing Complex Environmental Hazard Management Plan

Status: Completed 5/27/2022 12:00:00 AM      Objective: Create suitable living environments  
 Location: 28-2947 Kumula St Pepeekeo, HI 96783-9420      Outcome: Availability/accessibility  
 Matrix Code: Rehab; Multi-Unit Residential (14B)      National Objective: LMH

**Activity to prevent, prepare for, and respond to Coronavirus:** No

**Initial Funding Date:** 04/09/2020

**Description:**  
 CDBG funds will be utilized to address the high concentrations of hazardous materials identified as Heptaclor Expoxide at the Kulaimano Elderly Housing project. This was determined by the needs assessment conducted for the site as specified in the project's scope of work.  
 The work includes, but is not limited to, developing a site specific environmental hazardous management plan and future site operations to be conducted within previously identified contaminated areas at the subject site.

**Financing**

|              | Fund Type    | Grant Year | Grant       | Funded Amount      | Drawn In Program Year | Drawn Thru Program Year |
|--------------|--------------|------------|-------------|--------------------|-----------------------|-------------------------|
| CDBG         | EN           | 2018       | B18DH150002 | \$43,750.00        | \$4,562.50            | \$43,750.00             |
| <b>Total</b> | <b>Total</b> |            |             | <b>\$43,750.00</b> | <b>\$4,562.50</b>     | <b>\$43,750.00</b>      |

**Proposed Accomplishments**

Housing Units : 49

**Actual Accomplishments**

*Number assisted:*

|  | Owner |          | Renter |          | Total |          | Person |          |
|--|-------|----------|--------|----------|-------|----------|--------|----------|
|  | Total | Hispanic | Total  | Hispanic | Total | Hispanic | Total  | Hispanic |
| White:   | 20    | 0        | 0      | 0        | 20    | 0        | 0      | 0        |
| Black/African American:                                  | 4     | 0        | 0      | 0        | 4     | 0        | 0      | 0        |
| Asian:   | 6     | 0        | 0      | 0        | 6     | 0        | 0      | 0        |
| American Indian/Alaskan Native:                          | 1     | 0        | 0      | 0        | 1     | 0        | 0      | 0        |
| Native Hawaiian/Other Pacific Islander:                  | 6     | 0        | 0      | 0        | 6     | 0        | 0      | 0        |
| American Indian/Alaskan Native & White:                  | 0     | 0        | 0      | 0        | 0     | 0        | 0      | 0        |
| Asian White:   | 0     | 0        | 0      | 0        | 0     | 0        | 0      | 0        |
| Black/African American & White:                          | 0     | 0        | 0      | 0        | 0     | 0        | 0      | 0        |
| American Indian/Alaskan Native & Black/African American: | 0     | 0        | 0      | 0        | 0     | 0        | 0      | 0        |
| Other multi-racial:                                      | 13    | 0        | 0      | 0        | 13    | 0        | 0      | 0        |
| Asian/Pacific Islander:                                  | 0     | 0        | 0      | 0        | 0     | 0        | 0      | 0        |



U.S. Department of Housing and Urban Development  
 Office of Community Planning and Development  
 Integrated Disbursement and Information System  
 CDBG Activity Summary Report (GPR) for Program Year 2021  
 HAWAII COUNTY

Date: 03-Sep-2022  
 Time: 14:38  
 Page: 30

|               |           |          |          |          |           |          |          |          |
|---------------|-----------|----------|----------|----------|-----------|----------|----------|----------|
| Hispanic:     | 0         | 0        | 0        | 0        | 0         | 0        | 0        | 0        |
| <b>Total:</b> | <b>50</b> | <b>0</b> | <b>0</b> | <b>0</b> | <b>50</b> | <b>0</b> | <b>0</b> | <b>0</b> |

Female-headed Households: 0 0 0

*Income Category:*

|                  | Owner  | Renter | Total  | Person |
|------------------|--------|--------|--------|--------|
| Extremely Low    | 45     | 0      | 45     | 0      |
| Low Mod          | 5      | 0      | 5      | 0      |
| Moderate         | 0      | 0      | 0      | 0      |
| Non Low Moderate | 0      | 0      | 0      | 0      |
| Total            | 50     | 0      | 50     | 0      |
| Percent Low/Mod  | 100.0% |        | 100.0% |        |

**Annual Accomplishments**

| Years | Accomplishment Narrative   | # Benefiting |
|-------|--|--------------|
| 2020  | <p>Update<br/>           For this report received July 1, 2020 through December 31, 2020, the Kulaimano Elderly Housing Complex Environmental Hazard Management Plain (KEHCEHMP) is 78% completed. We are awaiting Department of Health (DOH) to complete the review of the Environmental Hazard Management Plan prepared by the consultant because they have been overwhelmed with COVID19 activities throughout the State. On January 9, 2021, the review of the KEHEHMP was assigned to a new reviewer, Revisions to the KEHEHMP were submitted buy the Consultant to the DOH on 02/19/2021 for review and comments.</p> <p>Original<br/>           For this report received July 1, 2019 through June 30, 2020, the Kulaimano Elderly Housing Complex Environmental Hazard Management Plan is 78% completed. We were awaiting Department of Health on a draft hazard management plan submitted a month ago and just got verification receipt of the report on 07/09/2020. Along with the State office closed to COVID created some delays.</p> |              |
| 2021  | <p>The reporting period July 1, 2020 through June 30, 2021, Kulaimano Elderly Housing Complex Environmental Hazard Management Plan was reviewed by DOH completed the EHMP review. County is setting up a final public meeting regarding the site.</p> <p>The reporting period July 1, 2021 through December 31, 2021, Kulaimano Elderly Housing Complex Environmental Hazard Management Plan is on going, near completion.</p>   |              |



U.S. Department of Housing and Urban Development  
 Office of Community Planning and Development  
 Integrated Disbursement and Information System  
 CDBG Activity Summary Report (GPR) for Program Year 2021  
 HAWAII COUNTY

Date: 03-Sep-2022  
 Time: 14:38  
 Page: 31

**PGM Year:** 2020  
**Project:** 0008 - CDBG-CV-Hope Services Emergency Rent and Mortgage Assistance Program  
**IDIS Activity:** 203 - CDBG-CV-Hope Services Emergency Rent and Mortgage Assistance Program  
**Status:** Open **Objective:** Provide decent affordable housing  
**Location:** 357 Waiuanue Ave Hilo, HI 96720-2439 **Outcome:** Sustainability  
**Matrix Code:** Subsistence Payment (05Q) **National Objective:** LMC

**Activity to prevent, prepare for, and respond to Coronavirus:** Yes

**Initial Funding Date:** 07/09/2020

**Description:**  
 The non-profit Hope Services, Hawaii will utilize CDBG-CV funds to assist and service low and moderate income households who have been impacted by Covid-19 for emergency rent or mortgage payment assistance.  
 Eligible applicants must be impacted by Covid-19, household income limits below 80% and cannot be receiving other federal housing subsidies.  
 Assistance will be capped at \$2,000 per household.  
 The non-profit estimates it will serve approximately 150 low and moderate income households.  
 This activity is eligible under 24 CFR 570.201(e) Rental and Mortgage Assistance.  
 This activity is a new service and is a result of the non-profit altering its homeless program services and delivery functions to help low and moderate income households impacted by Covid-19.

**Financing**

|              | Fund Type    | Grant Year | Grant       | Funded Amount       | Drawn In Program Year | Drawn Thru Program Year |
|--------------|--------------|------------|-------------|---------------------|-----------------------|-------------------------|
| CDBG         | EN           | 2020       | B20EW150002 | \$300,000.00        | \$0.00                | \$197,944.12            |
| <b>Total</b> | <b>Total</b> |            |             | <b>\$300,000.00</b> | <b>\$0.00</b>         | <b>\$197,944.12</b>     |

**Proposed Accomplishments**

People (General) : 150

**Actual Accomplishments**

Number assisted:

|   | Owner |          | Renter |          | Total |          | Person |          |
|---|-------|----------|--------|----------|-------|----------|--------|----------|
|   | Total | Hispanic | Total  | Hispanic | Total | Hispanic | Total  | Hispanic |
| White:                                  | 0     | 0        | 0      | 0        | 0     | 0        | 40     | 0        |
| Black/African American:                 | 0     | 0        | 0      | 0        | 0     | 0        | 2      | 0        |
| Asian:                                  | 0     | 0        | 0      | 0        | 0     | 0        | 20     | 0        |
| American Indian/Alaskan Native:         | 0     | 0        | 0      | 0        | 0     | 0        | 2      | 0        |
| Native Hawaiian/Other Pacific Islander: | 0     | 0        | 0      | 0        | 0     | 0        | 43     | 0        |
| American Indian/Alaskan Native & White: | 0     | 0        | 0      | 0        | 0     | 0        | 2      | 0        |
| Asian White:                            | 0     | 0        | 0      | 0        | 0     | 0        | 5      | 0        |
| Black/African American & White:         | 0     | 0        | 0      | 0        | 0     | 0        | 1      | 0        |



U.S. Department of Housing and Urban Development  
 Office of Community Planning and Development  
 Integrated Disbursement and Information System  
 CDBG Activity Summary Report (GPR) for Program Year 2021  
 HAWAII COUNTY

Date: 03-Sep-2022  
 Time: 14:38  
 Page: 32

|  |          |          |          |          |          |          |            |           |
|--|----------|----------|----------|----------|----------|----------|------------|-----------|
| American Indian/Alaskan Native & Black/African American: | 0        | 0        | 0        | 0        | 0        | 0        | 1          | 0         |
| Other multi-racial:                                      | 0        | 0        | 0        | 0        | 0        | 0        | 368        | 18        |
| Asian/Pacific Islander:                                  | 0        | 0        | 0        | 0        | 0        | 0        | 0          | 0         |
| Hispanic:  | 0        | 0        | 0        | 0        | 0        | 0        | 0          | 0         |
| <b>Total:</b>  | <b>0</b> | <b>0</b> | <b>0</b> | <b>0</b> | <b>0</b> | <b>0</b> | <b>484</b> | <b>18</b> |
| Female-headed Households:                                | 0        |          | 0        |          | 0        |          |            |           |

*Income Category:*

|                  | <b>Owner</b> | <b>Renter</b> | <b>Total</b> | <b>Person</b> |
|------------------|--------------|---------------|--------------|---------------|
| Extremely Low    | 0            | 0             | 0            | 300           |
| Low Mod          | 0            | 0             | 0            | 99            |
| Moderate         | 0            | 0             | 0            | 85            |
| Non Low Moderate | 0            | 0             | 0            | 0             |
| Total            | 0            | 0             | 0            | 484           |
| Percent Low/Mod  |              |               |              | 100.0%        |

**Annual Accomplishments**

| <b>Years</b> | <b>Accomplishment Narrative</b>   | <b># Benefitting</b> |
|--------------|---|----------------------|
| 2021         | The reporting period July 1, 2020 through June 30, 2021, Hope Services Emergency Rent and Mortgage Assistance Program, is still outreaching to clients.   |                      |
|              | The reporting period July 1, 2021 through December 31, 2021, Hope Services Emergency Rent and Mortgage Assistance Program, is completed on June 30, 2021. |                      |
| 2022         | The reporting period July 1, 2021 through June 30, 2022, Hope Services Emergency Rent and Mortgage Assistance Program has been cancelled.                 |                      |



U.S. Department of Housing and Urban Development  
 Office of Community Planning and Development  
 Integrated Disbursement and Information System  
 CDBG Activity Summary Report (GPR) for Program Year 2021  
 HAWAII COUNTY

Date: 03-Sep-2022  
 Time: 14:38  
 Page: 33

**PGM Year:** 2020  
**Project:** 0011 - CDBG-CV Administration and Planning  
**IDIS Activity:** 204 - CDBG-CV Administration and Planning  
**Status:** Completed 10/26/2021 12:00:00 AM  
**Location:** ,  
**Objective:**  
**Outcome:**  
**Matrix Code:** General Program Administration (21A)      **National Objective:**

**Activity to prevent, prepare for, and respond to Coronavirus:** Yes

**Initial Funding Date:** 07/09/2020

**Description:**  
 The County of Hawaii's Office of Housing and Community Development will utilize CDBG-CV funds to administer and coordinate the County CDBG-CV projects and funded programs to ensure effective and timely project implementation in accordance with all applicable HUD rules and regulations.  
 This is eligible under 24 CFR 570.206 Program Administration.

**Financing**

|              | Fund Type    | Grant Year | Grant       | Funded Amount       | Drawn In Program Year | Drawn Thru Program Year |
|--------------|--------------|------------|-------------|---------------------|-----------------------|-------------------------|
| CDBG         | EN           | 2020       | B20EW150002 | \$250,033.00        | \$22,286.95           | \$250,033.00            |
| <b>Total</b> | <b>Total</b> |            |             | <b>\$250,033.00</b> | <b>\$22,286.95</b>    | <b>\$250,033.00</b>     |

**Proposed Accomplishments**

**Actual Accomplishments**

*Number assisted:*

|  | Owner    |          | Renter   |          | Total    |          | Person   |          |
|--|----------|----------|----------|----------|----------|----------|----------|----------|
|  | Total    | Hispanic | Total    | Hispanic | Total    | Hispanic | Total    | Hispanic |
| White:   |          |          |          |          | 0        | 0        |          |          |
| Black/African American:                                  |          |          |          |          | 0        | 0        |          |          |
| Asian:   |          |          |          |          | 0        | 0        |          |          |
| American Indian/Alaskan Native:                          |          |          |          |          | 0        | 0        |          |          |
| Native Hawaiian/Other Pacific Islander:                  |          |          |          |          | 0        | 0        |          |          |
| American Indian/Alaskan Native & White:                  |          |          |          |          | 0        | 0        |          |          |
| Asian White:   |          |          |          |          | 0        | 0        |          |          |
| Black/African American & White:                          |          |          |          |          | 0        | 0        |          |          |
| American Indian/Alaskan Native & Black/African American: |          |          |          |          | 0        | 0        |          |          |
| Other multi-racial:                                      |          |          |          |          | 0        | 0        |          |          |
| Asian/Pacific Islander:                                  |          |          |          |          | 0        | 0        |          |          |
| Hispanic:  |          |          |          |          | 0        | 0        |          |          |
| <b>Total:</b>  | <b>0</b> | <b>0</b> | <b>0</b> | <b>0</b> | <b>0</b> | <b>0</b> | <b>0</b> | <b>0</b> |



U.S. Department of Housing and Urban Development  
Office of Community Planning and Development  
Integrated Disbursement and Information System  
CDBG Activity Summary Report (GPR) for Program Year 2021  
HAWAII COUNTY

Date: 03-Sep-2022

Time: 14:38

Page: 34

Female-headed Households:

0

*Income Category:*

|                  | <b>Owner</b> | <b>Renter</b> | <b>Total</b> | <b>Person</b> |
|------------------|--------------|---------------|--------------|---------------|
| Extremely Low    |              |               | 0            |               |
| Low Mod          |              |               | 0            |               |
| Moderate         |              |               | 0            |               |
| Non Low Moderate |              |               | 0            |               |
| Total            | 0            | 0             | 0            | 0             |
| Percent Low/Mod  |              |               |              |               |

**Annual Accomplishments**

No data returned for this view. This might be because the applied filter excludes all data.



U.S. Department of Housing and Urban Development  
 Office of Community Planning and Development  
 Integrated Disbursement and Information System  
 CDBG Activity Summary Report (GPR) for Program Year 2021  
 HAWAII COUNTY

Date: 03-Sep-2022  
 Time: 14:38  
 Page: 35

**PGM Year:** 2020  
**Project:** 0001 - Mental Health Kokua - Facility Sewer Connection  
**IDIS Activity:** 208 - BHC20- Mental Health Kokua - Facility Sewer Connection

Status: Completed 8/1/2022 12:00:00 AM      Objective: Create suitable living environments  
 Location: 75-5748 Alanoe PI 75-5750 Alanoe Place 75-187 Alakai      Outcome: Sustainability  
 Street Kailua Kona, HI 96740-1814      Matrix Code: Water/Sewer Improvements (03J)      National Objective: LMC

**Activity to prevent, prepare for, and respond to Coronavirus:** No

**Initial Funding Date:** 11/24/2020

**Description:**

The non-profit Mental Health Kokua (MHK) is proposing to utilize \$220,000 of 2020 CDBG funds to design and construct sewer line connection to the mandated County sewer line for its 3 Kona residences.

These residences provide housing and services for 18 adults with mental illness.

Renovations will include the removal of its existing cesspools, sewer lines connection and plumbing to attach to the sewer line.

This activity is eligible under 24 CFR 570.2010 (c) Public Facilities and Improvements. On Nov.

16, 2021, \$10,481.66 was reprogrammed from the 2020 MHK Facility Sewer Connection project to the 2020 Hale Maluhia Shelter Improvements project.

**Financing**

|              | Fund Type    | Grant Year | Grant       | Funded Amount       | Drawn In Program Year | Drawn Thru Program Year |
|--------------|--------------|------------|-------------|---------------------|-----------------------|-------------------------|
| CDBG         | EN           | 2020       | B20DH150002 | \$199,046.98        | \$170,756.20          | \$199,046.98            |
|              | PI           |            |             | \$10,471.36         | \$10,471.36           | \$10,471.36             |
| <b>Total</b> | <b>Total</b> |            |             | <b>\$209,518.34</b> | <b>\$181,227.56</b>   | <b>\$209,518.34</b>     |

**Proposed Accomplishments**

People (General) : 18

**Actual Accomplishments**

Number assisted:

|  | Owner |          | Renter |          | Total |          | Person |          |
|--|-------|----------|--------|----------|-------|----------|--------|----------|
|  | Total | Hispanic | Total  | Hispanic | Total | Hispanic | Total  | Hispanic |
| White:   | 0     | 0        | 0      | 0        | 0     | 0        | 18     | 0        |
| Black/African American:                                  | 0     | 0        | 0      | 0        | 0     | 0        | 2      | 0        |
| Asian:   | 0     | 0        | 0      | 0        | 0     | 0        | 2      | 0        |
| American Indian/Alaskan Native:                          | 0     | 0        | 0      | 0        | 0     | 0        | 0      | 0        |
| Native Hawaiian/Other Pacific Islander:                  | 0     | 0        | 0      | 0        | 0     | 0        | 22     | 0        |
| American Indian/Alaskan Native & White:                  | 0     | 0        | 0      | 0        | 0     | 0        | 1      | 0        |
| Asian White:   | 0     | 0        | 0      | 0        | 0     | 0        | 3      | 0        |
| Black/African American & White:                          | 0     | 0        | 0      | 0        | 0     | 0        | 0      | 0        |
| American Indian/Alaskan Native & Black/African American: | 0     | 0        | 0      | 0        | 0     | 0        | 0      | 0        |



U.S. Department of Housing and Urban Development  
 Office of Community Planning and Development  
 Integrated Disbursement and Information System  
 CDBG Activity Summary Report (GPR) for Program Year 2021  
 HAWAII COUNTY

Date: 03-Sep-2022  
 Time: 14:38  
 Page: 36

|                         |          |          |          |          |          |          |           |          |
|-------------------------|----------|----------|----------|----------|----------|----------|-----------|----------|
| Other multi-racial:     | 0        | 0        | 0        | 0        | 0        | 0        | 6         | 6        |
| Asian/Pacific Islander: | 0        | 0        | 0        | 0        | 0        | 0        | 0         | 0        |
| Hispanic:               | 0        | 0        | 0        | 0        | 0        | 0        | 0         | 0        |
| <b>Total:</b>           | <b>0</b> | <b>0</b> | <b>0</b> | <b>0</b> | <b>0</b> | <b>0</b> | <b>54</b> | <b>6</b> |

Female-headed Households: 0 0 0 0 0 0 0 0 0

*Income Category:*

|                  | <b>Owner</b> | <b>Renter</b> | <b>Total</b> | <b>Person</b> |
|------------------|--------------|---------------|--------------|---------------|
| Extremely Low    | 0            | 0             | 0            | 45            |
| Low Mod          | 0            | 0             | 0            | 0             |
| Moderate         | 0            | 0             | 0            | 0             |
| Non Low Moderate | 0            | 0             | 0            | 0             |
| Total            | 0            | 0             | 0            | 45            |
| Percent Low/Mod  |              |               |              | 100.0%        |

**Annual Accomplishments**

| <b>Years</b> | <b>Accomplishment Narrative</b>   | <b># Benefiting</b> |
|--------------|---|---------------------|
| 2021         | For the reporting period July 1, 2020 to June 30, 2021, Mental Health Kokua - Facility Sewer Connection has completed 25% of the project and still under construction.          |                     |
|              | For the reporting period July 1, 2021 through December 31, 2021, Mental Health Kokua - Facility Sewer Connection has completed 50% of the project and still under construction. |                     |
| 2022         | The reporting period July 1, 2021 through June 30, 2022, Mental Health Kokua - Facility Sewer Connection project is completed as of August 1, 2022.                             |                     |



U.S. Department of Housing and Urban Development  
 Office of Community Planning and Development  
 Integrated Disbursement and Information System  
 CDBG Activity Summary Report (GPR) for Program Year 2021  
 HAWAII COUNTY

Date: 03-Sep-2022  
 Time: 14:38  
 Page: 37

**PGM Year:** 2018  
**Project:** 0005 - Boys and Girls Club - Gym and Paving Improvements  
**IDIS Activity:** 209 - BHC18- Boys and Girls Club - Gym and Paving Improvements

Status: Completed 8/24/2021 7:09:32 PM      Objective: Create suitable living environments  
 Location: 100 Kamakahonu St Hilo, HI 96720-2518      Outcome: Availability/accessibility  
 Matrix Code: Other Public Improvements Not Listed      National Objective: LMC  
 in 03A-03S (03Z)

**Activity to prevent, prepare for, and respond to Coronavirus:** No

**Initial Funding Date:** 12/10/2020

**Description:**

The non-profit, Boys and Girls Club of the Big Island will utilize CDBG funds to design and renovate the Gym. CDBG will also be used to repave the existing driveway and parking area. This activity is eligible under 24 CFR 570.201(c) Public Facilities and Improvements.

**Financing**

|              | Fund Type    | Grant Year | Grant       | Funded Amount       | Drawn In Program Year | Drawn Thru Program Year |
|--------------|--------------|------------|-------------|---------------------|-----------------------|-------------------------|
| CDBG         | EN           | Pre-2015   |             | \$60,293.93         | \$0.00                | \$0.00                  |
|              |              | 2014       | B14DH150002 |                     | \$0.00                | \$60,293.93             |
|              |              | 2015       | B15DH150002 | \$63,256.87         | \$0.00                | \$63,256.87             |
|              |              | 2016       | B16DH150002 | \$9,782.70          | \$0.00                | \$9,782.70              |
|              |              | 2017       | B17DH150002 | \$32,996.10         | \$0.00                | \$32,996.10             |
|              |              | 2018       | B18DH150002 | \$370,651.63        | \$0.00                | \$370,651.63            |
|              | PI           |            |             | \$34,578.77         | \$0.00                | \$34,578.77             |
| <b>Total</b> | <b>Total</b> |            |             | <b>\$571,560.00</b> | <b>\$0.00</b>         | <b>\$571,560.00</b>     |

**Proposed Accomplishments**

Public Facilities : 400

**Actual Accomplishments**

Number assisted:

|   | Owner |          | Renter |          | Total |          | Person |          |
|---|-------|----------|--------|----------|-------|----------|--------|----------|
|   | Total | Hispanic | Total  | Hispanic | Total | Hispanic | Total  | Hispanic |
| White:                                  | 0     | 0        | 0      | 0        | 0     | 0        | 23     | 2        |
| Black/African American:                 | 0     | 0        | 0      | 0        | 0     | 0        | 3      | 0        |
| Asian:                                  | 0     | 0        | 0      | 0        | 0     | 0        | 28     | 0        |
| American Indian/Alaskan Native:         | 0     | 0        | 0      | 0        | 0     | 0        | 3      | 0        |
| Native Hawaiian/Other Pacific Islander: | 0     | 0        | 0      | 0        | 0     | 0        | 182    | 0        |
| American Indian/Alaskan Native & White: | 0     | 0        | 0      | 0        | 0     | 0        | 0      | 0        |



U.S. Department of Housing and Urban Development  
 Office of Community Planning and Development  
 Integrated Disbursement and Information System  
 CDBG Activity Summary Report (GPR) for Program Year 2021  
 HAWAII COUNTY

Date: 03-Sep-2022  
 Time: 14:38  
 Page: 38

|  |          |          |          |          |          |          |            |          |
|--|----------|----------|----------|----------|----------|----------|------------|----------|
| Asian White:   | 0        | 0        | 0        | 0        | 0        | 0        | 0          | 0        |
| Black/African American & White:                          | 0        | 0        | 0        | 0        | 0        | 0        | 0          | 0        |
| American Indian/Alaskan Native & Black/African American: | 0        | 0        | 0        | 0        | 0        | 0        | 0          | 0        |
| Other multi-racial:                                      | 0        | 0        | 0        | 0        | 0        | 0        | 23         | 6        |
| Asian/Pacific Islander:                                  | 0        | 0        | 0        | 0        | 0        | 0        | 0          | 0        |
| Hispanic:  | 0        | 0        | 0        | 0        | 0        | 0        | 0          | 0        |
| <b>Total:</b>  | <b>0</b> | <b>0</b> | <b>0</b> | <b>0</b> | <b>0</b> | <b>0</b> | <b>262</b> | <b>8</b> |
| Female-headed Households:                                | 0        |          | 0        |          | 0        |          |            |          |

*Income Category:*

|                  | <b>Owner</b> | <b>Renter</b> | <b>Total</b> | <b>Person</b> |
|------------------|--------------|---------------|--------------|---------------|
| Extremely Low    | 0            | 0             | 0            | 139           |
| Low Mod          | 0            | 0             | 0            | 40            |
| Moderate         | 0            | 0             | 0            | 10            |
| Non Low Moderate | 0            | 0             | 0            | 73            |
| Total            | 0            | 0             | 0            | 262           |
| Percent Low/Mod  |              |               |              | 72.1%         |

**Annual Accomplishments**

| <b>Years</b> | <b>Accomplishment Narrative</b>  | <b># Benefitting</b> |
|--------------|--|----------------------|
| 2020         | Original<br>This reporting period July 1, 2020 through December 31, 2020, Boys and Girls Club - Gym and Paving Improvements we started construction at this time we are waiting on materials which should be starting work the first week of March 2021. |                      |
| 2021         | The reporting period July 1, 2020 to June 30, 2021, Boys and Girls Club - Gym and Paving Improvements is 100% completed.   |                      |



U.S. Department of Housing and Urban Development  
 Office of Community Planning and Development  
 Integrated Disbursement and Information System  
 CDBG Activity Summary Report (GPR) for Program Year 2021  
 HAWAII COUNTY

Date: 03-Sep-2022  
 Time: 14:38  
 Page: 39

**PGM Year:** 2019  
**Project:** 0007 - Boys and Girls Club - Accessibility Improvements  
**IDIS Activity:** 210 - BHC19 - Boys and Girls Club - Accessibility Improvements

Status: Completed 8/24/2021 7:10:04 PM      Objective: Create suitable living environments  
 Location: 100 Kamakahonu St Hilo, HI 96720-2518      Outcome: Availability/accessibility  
 Matrix Code: Other Public Improvements Not Listed      National Objective: LMC  
 in 03A-03S (03Z)

**Activity to prevent, prepare for, and respond to Coronavirus:** No

**Initial Funding Date:** 12/10/2020

**Description:**

The non-profit, Boys and Girls Club of the Big Island, will utilize CDBG funds for ADA accessibility improvements to its Hilo Gym facility which include, but are not limited to, accessible parking and pathways to its youth play area along with exterior lighting.  
 This activity is eligible under 24 CFR 570.201(c) Public Facilities and Improvements.

**Financing**

|              | Fund Type    | Grant Year | Grant       | Funded Amount       | Drawn In Program Year | Drawn Thru Program Year |
|--------------|--------------|------------|-------------|---------------------|-----------------------|-------------------------|
| CDBG         | EN           | 2018       | B18DH150002 | \$145,092.71        | \$0.00                | \$145,092.71            |
|              |              | 2019       | B19DH150002 | \$94,907.29         | \$0.00                | \$94,907.29             |
| <b>Total</b> | <b>Total</b> |            |             | <b>\$240,000.00</b> | <b>\$0.00</b>         | <b>\$240,000.00</b>     |

**Proposed Accomplishments**

Public Facilities : 400

**Actual Accomplishments**

Number assisted:

|  | Owner |          | Renter |          | Total |          | Person |          |
|--|-------|----------|--------|----------|-------|----------|--------|----------|
|  | Total | Hispanic | Total  | Hispanic | Total | Hispanic | Total  | Hispanic |
| White:   | 0     | 0        | 0      | 0        | 0     | 0        | 23     | 2        |
| Black/African American:                                  | 0     | 0        | 0      | 0        | 0     | 0        | 3      | 0        |
| Asian:   | 0     | 0        | 0      | 0        | 0     | 0        | 28     | 0        |
| American Indian/Alaskan Native:                          | 0     | 0        | 0      | 0        | 0     | 0        | 3      | 0        |
| Native Hawaiian/Other Pacific Islander:                  | 0     | 0        | 0      | 0        | 0     | 0        | 182    | 0        |
| American Indian/Alaskan Native & White:                  | 0     | 0        | 0      | 0        | 0     | 0        | 0      | 0        |
| Asian White:   | 0     | 0        | 0      | 0        | 0     | 0        | 0      | 0        |
| Black/African American & White:                          | 0     | 0        | 0      | 0        | 0     | 0        | 0      | 0        |
| American Indian/Alaskan Native & Black/African American: | 0     | 0        | 0      | 0        | 0     | 0        | 0      | 0        |
| Other multi-racial:                                      | 0     | 0        | 0      | 0        | 0     | 0        | 23     | 6        |
| Asian/Pacific Islander:                                  | 0     | 0        | 0      | 0        | 0     | 0        | 0      | 0        |



U.S. Department of Housing and Urban Development  
 Office of Community Planning and Development  
 Integrated Disbursement and Information System  
 CDBG Activity Summary Report (GPR) for Program Year 2021  
 HAWAII COUNTY

Date: 03-Sep-2022  
 Time: 14:38  
 Page: 40

|                           |          |          |          |          |          |          |            |          |
|---------------------------|----------|----------|----------|----------|----------|----------|------------|----------|
| Hispanic:                 | 0        | 0        | 0        | 0        | 0        | 0        | 0          | 0        |
| <b>Total:</b>             | <b>0</b> | <b>0</b> | <b>0</b> | <b>0</b> | <b>0</b> | <b>0</b> | <b>262</b> | <b>8</b> |
| Female-headed Households: | 0        |          | 0        |          | 0        |          |            |          |

*Income Category:*

|                  | <b>Owner</b> | <b>Renter</b> | <b>Total</b> | <b>Person</b> |
|------------------|--------------|---------------|--------------|---------------|
| Extremely Low    | 0            | 0             | 0            | 139           |
| Low Mod          | 0            | 0             | 0            | 40            |
| Moderate         | 0            | 0             | 0            | 10            |
| Non Low Moderate | 0            | 0             | 0            | 73            |
| Total            | 0            | 0             | 0            | 262           |
| Percent Low/Mod  |              |               |              | 72.1%         |

**Annual Accomplishments**

| <b>Years</b> | <b>Accomplishment Narrative</b>  | <b># Benefitting</b> |
|--------------|--|----------------------|
| 2020         | Original<br>This reporting period July 1, 2020 through December 31, 2020, Boys and Girls Club - Accessibility Improvements we have started construction at this time we are waiting on materials which should be starting work the first week of March 2021. |                      |
| 2021         | The reporting period July 1, 2020 through June 30, 2021, Boys and Girls Club - Accessibility Improvements is 100% completed.   |                      |



U.S. Department of Housing and Urban Development  
 Office of Community Planning and Development  
 Integrated Disbursement and Information System  
 CDBG Activity Summary Report (GPR) for Program Year 2021  
 HAWAII COUNTY

Date: 03-Sep-2022  
 Time: 14:38  
 Page: 41

**PGM Year:** 2019  
**Project:** 0008 - Administration, Planning & Fair Housing  
**IDIS Activity:** 211 - BHC19 - CDBG Administration, Planning and Fair Housing  
**Status:** Completed 1/21/2022 12:00:00 AM  
**Location:** ,  
**Objective:**  
**Outcome:**  
**Matrix Code:** General Program Administration (21A)      **National Objective:**

**Activity to prevent, prepare for, and respond to Coronavirus:** No

**Initial Funding Date:** 12/10/2020

**Description:**

CDBG funds will be used to administer and coordinate the County's CDBG and Fair Housing programs to ensure effective and timely project implementation in accordance with applicable HUD rules and regulations.  
 CDBG funds will also be used to fund present and future planning documents in accordance with Federal rules.  
 The National Objectives is 24 CFR 570.206.

**Financing**

|              | Fund Type    | Grant Year | Grant       | Funded Amount       | Drawn In Program Year | Drawn Thru Program Year |
|--------------|--------------|------------|-------------|---------------------|-----------------------|-------------------------|
| CDBG         | EN           | 2019       | B19DH150002 | \$446,879.41        | \$161,739.88          | \$446,879.41            |
|              | PI           |            |             | \$53,120.59         | \$25,771.96           | \$53,120.59             |
| <b>Total</b> | <b>Total</b> |            |             | <b>\$500,000.00</b> | <b>\$187,511.84</b>   | <b>\$500,000.00</b>     |

**Proposed Accomplishments**

**Actual Accomplishments**

*Number assisted:*

|  | Owner |          | Renter |          | Total |          | Person |          |
|--|-------|----------|--------|----------|-------|----------|--------|----------|
|  | Total | Hispanic | Total  | Hispanic | Total | Hispanic | Total  | Hispanic |
| White:   |       |          |        |          | 0     | 0        |        |          |
| Black/African American:                                  |       |          |        |          | 0     | 0        |        |          |
| Asian:   |       |          |        |          | 0     | 0        |        |          |
| American Indian/Alaskan Native:                          |       |          |        |          | 0     | 0        |        |          |
| Native Hawaiian/Other Pacific Islander:                  |       |          |        |          | 0     | 0        |        |          |
| American Indian/Alaskan Native & White:                  |       |          |        |          | 0     | 0        |        |          |
| Asian White:   |       |          |        |          | 0     | 0        |        |          |
| Black/African American & White:                          |       |          |        |          | 0     | 0        |        |          |
| American Indian/Alaskan Native & Black/African American: |       |          |        |          | 0     | 0        |        |          |
| Other multi-racial:                                      |       |          |        |          | 0     | 0        |        |          |
| Asian/Pacific Islander:                                  |       |          |        |          | 0     | 0        |        |          |



U.S. Department of Housing and Urban Development  
 Office of Community Planning and Development  
 Integrated Disbursement and Information System  
 CDBG Activity Summary Report (GPR) for Program Year 2021  
 HAWAII COUNTY

Date: 03-Sep-2022  
 Time: 14:38  
 Page: 42

|                           |              |               |              |               |  |          |          |          |          |
|---------------------------|--------------|---------------|--------------|---------------|--|----------|----------|----------|----------|
| Hispanic:                 |              |               |              |               |  | 0        | 0        |          |          |
| <b>Total:</b>             |              |               |              |               |  | <b>0</b> | <b>0</b> | <b>0</b> | <b>0</b> |
| Female-headed Households: |              |               |              |               |  | 0        |          |          |          |
| <i>Income Category:</i>   |              |               |              |               |  |          |          |          |          |
|                           | <b>Owner</b> | <b>Renter</b> | <b>Total</b> | <b>Person</b> |  |          |          |          |          |
| Extremely Low             |              |               | 0            |               |  |          |          |          |          |
| Low Mod                   |              |               | 0            |               |  |          |          |          |          |
| Moderate                  |              |               | 0            |               |  |          |          |          |          |
| Non Low Moderate          |              |               | 0            |               |  |          |          |          |          |
| Total                     | 0            | 0             | 0            | 0             |  |          |          |          |          |
| Percent Low/Mod           |              |               |              |               |  |          |          |          |          |

**Annual Accomplishments**

No data returned for this view. This might be because the applied filter excludes all data.



U.S. Department of Housing and Urban Development  
 Office of Community Planning and Development  
 Integrated Disbursement and Information System  
 CDBG Activity Summary Report (GPR) for Program Year 2021  
 HAWAII COUNTY

Date: 03-Sep-2022  
 Time: 14:38  
 Page: 43

**PGM Year:** 2020  
**Project:** 0012 - CDBG-CV2-The Food Basket Emergency Food Distribution Equipment Acquisition  
**IDIS Activity:** 212 - CDBG-CV2 - The Food Basket Emergency Food Distribution Equipment Acquisition

Status: Completed 8/13/2021 12:00:00 AM      Objective: Create suitable living environments  
 Location: 40 Holomua St Hilo, HI 96720      Outcome: Availability/accessibility  
 Matrix Code: Other Public Services Not Listed in      National Objective: LMC  
 05A-05Y, 03T (05Z)

**Activity to prevent, prepare for, and respond to Coronavirus:** Yes

**Initial Funding Date:** 12/24/2020

**Description:**

The non-profit The Food Basket will be utilizing \$223,500.00 of CDBG-CV2 funds to purchase equipment not limited to refrigerated vehicles, lift-gated truck, forklifts, pallet jacks, trailer, etc. This equipment is necessary to carry out its new and expanded food distribution and delivery services to low- and moderate-income communities and food service providers.

**Financing**

|              | Fund Type    | Grant Year | Grant       | Funded Amount       | Drawn In Program Year | Drawn Thru Program Year |
|--------------|--------------|------------|-------------|---------------------|-----------------------|-------------------------|
| CDBG         | EN           | 2020       | B20EW150002 | \$223,500.00        | \$0.00                | \$223,500.00            |
| <b>Total</b> | <b>Total</b> |            |             | <b>\$223,500.00</b> | <b>\$0.00</b>         | <b>\$223,500.00</b>     |

**Proposed Accomplishments**

People (General) : 2,000

**Actual Accomplishments**

Number assisted:

|  | Owner |          | Renter |          | Total |          | Person |          |
|--|-------|----------|--------|----------|-------|----------|--------|----------|
|  | Total | Hispanic | Total  | Hispanic | Total | Hispanic | Total  | Hispanic |
| White:   | 0     | 0        | 0      | 0        | 0     | 0        | 16,679 | 71       |
| Black/African American:                                  | 0     | 0        | 0      | 0        | 0     | 0        | 681    | 0        |
| Asian:   | 0     | 0        | 0      | 0        | 0     | 0        | 38,694 | 0        |
| American Indian/Alaskan Native:                          | 0     | 0        | 0      | 0        | 0     | 0        | 257    | 0        |
| Native Hawaiian/Other Pacific Islander:                  | 0     | 0        | 0      | 0        | 0     | 0        | 23,944 | 114      |
| American Indian/Alaskan Native & White:                  | 0     | 0        | 0      | 0        | 0     | 0        | 0      | 0        |
| Asian White:   | 0     | 0        | 0      | 0        | 0     | 0        | 0      | 0        |
| Black/African American & White:                          | 0     | 0        | 0      | 0        | 0     | 0        | 0      | 0        |
| American Indian/Alaskan Native & Black/African American: | 0     | 0        | 0      | 0        | 0     | 0        | 0      | 0        |
| Other multi-racial:                                      | 0     | 0        | 0      | 0        | 0     | 0        | 39,026 | 638      |
| Asian/Pacific Islander:                                  | 0     | 0        | 0      | 0        | 0     | 0        | 0      | 0        |
| Hispanic:  | 0     | 0        | 0      | 0        | 0     | 0        | 0      | 0        |



U.S. Department of Housing and Urban Development  
 Office of Community Planning and Development  
 Integrated Disbursement and Information System  
 CDBG Activity Summary Report (GPR) for Program Year 2021  
 HAWAII COUNTY

Date: 03-Sep-2022  
 Time: 14:38  
 Page: 44

|                           |              |               |              |               |          |          |                |            |
|---------------------------|--------------|---------------|--------------|---------------|----------|----------|----------------|------------|
| <b>Total:</b>             | <b>0</b>     | <b>0</b>      | <b>0</b>     | <b>0</b>      | <b>0</b> | <b>0</b> | <b>119,281</b> | <b>823</b> |
| Female-headed Households: | 0            |               | 0            |               | 0        |          |                |            |
| <i>Income Category:</i>   |              |               |              |               |          |          |                |            |
|                           | <b>Owner</b> | <b>Renter</b> | <b>Total</b> | <b>Person</b> |          |          |                |            |
| Extremely Low             | 0            | 0             | 0            | 9,403         |          |          |                |            |
| Low Mod                   | 0            | 0             | 0            | 104,986       |          |          |                |            |
| Moderate                  | 0            | 0             | 0            | 4,892         |          |          |                |            |
| Non Low Moderate          | 0            | 0             | 0            | 0             |          |          |                |            |
| Total                     | 0            | 0             | 0            | 119,281       |          |          |                |            |
| Percent Low/Mod           |              |               |              | 100.0%        |          |          |                |            |

**Annual Accomplishments**

| <b>Years</b> | <b>Accomplishment Narrative</b>  | <b># Benefitting</b> |
|--------------|--|----------------------|
| 2021         | Reporting period July 1, 2020 to June 30, 2021, The Food Basket ordered and received their Emergency Food Distribution Equipment from December 2020 to June 2021. The beneficiaries are reported for period December 2020 to June 2021 when the equipment arrived and were put in use. |                      |



U.S. Department of Housing and Urban Development  
 Office of Community Planning and Development  
 Integrated Disbursement and Information System  
 CDBG Activity Summary Report (GPR) for Program Year 2021  
 HAWAII COUNTY

Date: 03-Sep-2022  
 Time: 14:38  
 Page: 45

**PGM Year:** 2020  
**Project:** 0004 - Hale Maluhia Emergency Shelter - Accessibility Improvements  
**IDIS Activity:** 213 - BHC20 - Hale Maluhia Emergency Shelter - Accessibility Improvements

Status: Completed 2/18/2022 12:00:00 AM      Objective: Create suitable living environments  
 Location: 357 Waiuanue Ave Hilo, HI 96720-2439      Outcome: Availability/accessibility  
 Matrix Code: Homeless Facilities (not operating costs) (03C)      National Objective: LMC

**Activity to prevent, prepare for, and respond to Coronavirus:** No

**Initial Funding Date:** 02/18/2021

**Description:**

The non-profit, Hope Services Hawaii will utilize \$561,015 of 2020 CDBG funds to renovate a single homeless women and senior citizen shelter. This is a continuation of Hope Services 2019 CDBG project for roof and accessible renovations. Includes all necessary construction and renovation improvements at the Hale Maluhia Homeless Shelter Facility to meet ADA requirements. These improvements include, but are not limited to accessible routes, parking ramps, bathroom, hazard removal and other interior modifications and to meet ADA requirements. This activity is eligible under 24 CFR 570.201(c) Public Facilities and Improvements. On February 5, 2021, HUD approved the reprogramming of \$63,388.30 from the 2020 Hale Maluhia Accessibility Improvements project bringing the 2020 funding to \$497,626.70. The \$63,388.30 was reprogrammed to the 2020 Kiheipua Emergency Shelter Certified Kitchen project (see 2020 CDBG Reprogramming File). On Nov. 16, 2021, \$10,481.66 was reprogrammed from the 2020 MHK Facility Sewer Connection project to the 2020 Hale Maluhia Shelter Improvements project bringing the 2020 funding to \$526,224.95.

**Financing**

|              | Fund Type    | Grant Year | Grant       | Funded Amount       | Drawn In Program Year | Drawn Thru Program Year |
|--------------|--------------|------------|-------------|---------------------|-----------------------|-------------------------|
| CDBG         | EN           | 2020       | B20DH150002 | \$525,024.95        | \$204,594.66          | \$525,024.95            |
|              | PI           |            |             | \$1,200.00          | \$1,200.00            | \$1,200.00              |
| <b>Total</b> | <b>Total</b> |            |             | <b>\$526,224.95</b> | <b>\$205,794.66</b>   | <b>\$526,224.95</b>     |

**Proposed Accomplishments**

Public Facilities : 79

**Actual Accomplishments**

Number assisted:

|   | Owner |          | Renter |          | Total |          | Person |          |
|---|-------|----------|--------|----------|-------|----------|--------|----------|
|   | Total | Hispanic | Total  | Hispanic | Total | Hispanic | Total  | Hispanic |
| White:                                  | 0     | 0        | 0      | 0        | 0     | 0        | 7      | 0        |
| Black/African American:                 | 0     | 0        | 0      | 0        | 0     | 0        | 0      | 0        |
| Asian:                                  | 0     | 0        | 0      | 0        | 0     | 0        | 2      | 0        |
| American Indian/Alaskan Native:         | 0     | 0        | 0      | 0        | 0     | 0        | 2      | 0        |
| Native Hawaiian/Other Pacific Islander: | 0     | 0        | 0      | 0        | 0     | 0        | 17     | 0        |
| American Indian/Alaskan Native & White: | 0     | 0        | 0      | 0        | 0     | 0        | 0      | 0        |
| Asian White:                            | 0     | 0        | 0      | 0        | 0     | 0        | 0      | 0        |



U.S. Department of Housing and Urban Development  
 Office of Community Planning and Development  
 Integrated Disbursement and Information System  
 CDBG Activity Summary Report (GPR) for Program Year 2021  
 HAWAII COUNTY

Date: 03-Sep-2022  
 Time: 14:38  
 Page: 46

|  |          |          |          |          |          |          |           |          |
|--|----------|----------|----------|----------|----------|----------|-----------|----------|
| Black/African American & White:                          | 0        | 0        | 0        | 0        | 0        | 0        | 0         | 0        |
| American Indian/Alaskan Native & Black/African American: | 0        | 0        | 0        | 0        | 0        | 0        | 0         | 0        |
| Other multi-racial:                                      | 0        | 0        | 0        | 0        | 0        | 0        | 16        | 4        |
| Asian/Pacific Islander:                                  | 0        | 0        | 0        | 0        | 0        | 0        | 0         | 0        |
| Hispanic:  | 0        | 0        | 0        | 0        | 0        | 0        | 0         | 0        |
| <b>Total:</b>  | <b>0</b> | <b>0</b> | <b>0</b> | <b>0</b> | <b>0</b> | <b>0</b> | <b>44</b> | <b>4</b> |

Female-headed Households: 0 0 0 0

*Income Category:*

|                  | <b>Owner</b> | <b>Renter</b> | <b>Total</b> | <b>Person</b> |
|------------------|--------------|---------------|--------------|---------------|
| Extremely Low    | 0            | 0             | 0            | 43            |
| Low Mod          | 0            | 0             | 0            | 1             |
| Moderate         | 0            | 0             | 0            | 0             |
| Non Low Moderate | 0            | 0             | 0            | 0             |
| Total            | 0            | 0             | 0            | 44            |
| Percent Low/Mod  |              |               |              | 100.0%        |

**Annual Accomplishments**

| <b>Years</b> | <b>Accomplishment Narrative</b>  | <b># Benefiting</b> |
|--------------|--|---------------------|
| 2021         | <p>The reporting period July 1, 2020 to June 30, 2021, Hale Maluhia Emergency Shelter - Accessibility Improvements at 50% and still under construction.</p> <p>The reporting period July 1, 2021 to December 31, 2021, Hale Maluhia Emergency Shelter - Accessibility Improvements is still under construction project should be completed by March 2022.</p> <p>The project was completed and accepted in January 2022.</p> |                     |



U.S. Department of Housing and Urban Development  
 Office of Community Planning and Development  
 Integrated Disbursement and Information System  
 CDBG Activity Summary Report (GPR) for Program Year 2021  
 HAWAII COUNTY

Date: 03-Sep-2022  
 Time: 14:38  
 Page: 47

**PGM Year:** 2020  
**Project:** 0015 - CDBG-CV2 and CV3-Project Vision Hawaii - Mobile Health and Hygiene Services  
**IDIS Activity:** 214 - CDBG-CV2 and CV3-Project Vision Hawaii-Mobile Health and Hygiene Services

Status: Completed 5/27/2022 12:00:00 AM      Objective: Create suitable living environments  
 Location: 1110 Nuuanu Ave Honolulu, HI 96817-5119      Outcome: Sustainability  
 Matrix Code: Other Public Services Not Listed in      National Objective: LMC  
 05A-05Y, 03T (05Z)

**Activity to prevent, prepare for, and respond to Coronavirus:** Yes

**Initial Funding Date:** 02/19/2021

**Description:**  
 The non-profit Project Vision Hawai'i will utilize CDBG-CV2 and CV3 funds for a total project amount of \$219,681.00 of funds to hire outreach workers, mobile manager, equipment purchase, vehicle maintenance and necessary supplies to operate its mobile hygiene unit that provides hot private showers at various County locations and connects homeless people with services and resources such as vision and health screenings, referrals for various forms of assistance and basic necessities such as dental supplies, hair care products, water bottles and first aid supplies.  
 This service is a new and quantifiable increase in service attributed from Covid-19 and eligible 24 CFR 570.201(e) Public Service.

**Financing**

|              | Fund Type    | Grant Year | Grant       | Funded Amount       | Drawn In Program Year | Drawn Thru Program Year |
|--------------|--------------|------------|-------------|---------------------|-----------------------|-------------------------|
| CDBG         | EN           | 2020       | B20EW150002 | \$219,681.00        | \$119,987.69          | \$219,681.00            |
| <b>Total</b> | <b>Total</b> |            |             | <b>\$219,681.00</b> | <b>\$119,987.69</b>   | <b>\$219,681.00</b>     |

**Proposed Accomplishments**

People (General) : 200

**Actual Accomplishments**

Number assisted:

|  | Owner |          | Renter |          | Total |          | Person |          |
|--|-------|----------|--------|----------|-------|----------|--------|----------|
|  | Total | Hispanic | Total  | Hispanic | Total | Hispanic | Total  | Hispanic |
| White:   | 0     | 0        | 0      | 0        | 0     | 0        | 612    | 136      |
| Black/African American:                                  | 0     | 0        | 0      | 0        | 0     | 0        | 60     | 0        |
| Asian:   | 0     | 0        | 0      | 0        | 0     | 0        | 157    | 0        |
| American Indian/Alaskan Native:                          | 0     | 0        | 0      | 0        | 0     | 0        | 47     | 0        |
| Native Hawaiian/Other Pacific Islander:                  | 0     | 0        | 0      | 0        | 0     | 0        | 659    | 0        |
| American Indian/Alaskan Native & White:                  | 0     | 0        | 0      | 0        | 0     | 0        | 14     | 0        |
| Asian White:   | 0     | 0        | 0      | 0        | 0     | 0        | 35     | 0        |
| Black/African American & White:                          | 0     | 0        | 0      | 0        | 0     | 0        | 9      | 0        |
| American Indian/Alaskan Native & Black/African American: | 0     | 0        | 0      | 0        | 0     | 0        | 1      | 0        |
| Other multi-racial:                                      | 0     | 0        | 0      | 0        | 0     | 0        | 769    | 0        |



U.S. Department of Housing and Urban Development  
 Office of Community Planning and Development  
 Integrated Disbursement and Information System  
 CDBG Activity Summary Report (GPR) for Program Year 2021  
 HAWAII COUNTY

Date: 03-Sep-2022  
 Time: 14:38  
 Page: 48

|                           |          |          |          |          |          |          |              |            |
|---------------------------|----------|----------|----------|----------|----------|----------|--------------|------------|
| Asian/Pacific Islander:   | 0        | 0        | 0        | 0        | 0        | 0        | 0            | 0          |
| Hispanic:                 | 0        | 0        | 0        | 0        | 0        | 0        | 0            | 0          |
| <b>Total:</b>             | <b>0</b> | <b>0</b> | <b>0</b> | <b>0</b> | <b>0</b> | <b>0</b> | <b>2,363</b> | <b>136</b> |
| Female-headed Households: | 0        |          | 0        |          | 0        |          |              |            |

*Income Category:*

|                  | <b>Owner</b> | <b>Renter</b> | <b>Total</b> | <b>Person</b> |
|------------------|--------------|---------------|--------------|---------------|
| Extremely Low    | 0            | 0             | 0            | 2,363         |
| Low Mod          | 0            | 0             | 0            | 0             |
| Moderate         | 0            | 0             | 0            | 0             |
| Non Low Moderate | 0            | 0             | 0            | 0             |
| Total            | 0            | 0             | 0            | 2,363         |
| Percent Low/Mod  |              |               |              | 100.0%        |

**Annual Accomplishments**

| <b>Years</b> | <b>Accomplishment Narrative</b>  | <b># Benefitting</b> |
|--------------|--|----------------------|
| 2021         | <p>The reporting period July 1, 2020 through June 30, 2021, Project Vision Hawaii -Mobile Health and Hygiene Services is still servicing individuals.</p> <p>The reporting period July 1, 2021 to December 31, 2021, Project Vision Hawaii -Mobile Health and Hygiene Services is still servicing individuals.</p> <p>From March 1, 2021 to April 30, 2022, Project Vision Hawaii -Mobile Health and Hygiene Services serviced a total of 2,363 people at 282 mobile hygiene events across the island. Services included showers, distribution of hygiene kits, and support service referrals.</p> |                      |



U.S. Department of Housing and Urban Development  
 Office of Community Planning and Development  
 Integrated Disbursement and Information System  
 CDBG Activity Summary Report (GPR) for Program Year 2021  
 HAWAII COUNTY

Date: 03-Sep-2022  
 Time: 14:38  
 Page: 49

**PGM Year:** 2020  
**Project:** 0002 - Kiheipua Emergency Shelter - Certified Kitchen  
**IDIS Activity:** 215 - BHC20 - Kiheipua Emergency Shelter - Certified Kitchen

Status: Completed 4/22/2022 12:00:00 AM      Objective: Create suitable living environments  
 Location: 115 Kapiolani St Hilo, HI 96720-2606      Outcome: Availability/accessibility  
 Matrix Code: Homeless Facilities (not operating costs) (03C)      National Objective: LMC

**Activity to prevent, prepare for, and respond to Coronavirus:** No

**Initial Funding Date:** 03/03/2021

**Description:**  
 The non-profit, Hope Services Hawaii will utilize \$585,594.87 of 2020 CDBG funds to renovate a current kitchen to meet the State of Hawaii's Department of Health Certified Kitchen requirements to feed homeless families at its Kiheipua Homeless Shelter in Hilo.  
 This is a continuation of Hope Services Hawaii 2019 CDBG project for roof and designing improvements at the Hilo Shelter.  
 This project activities is eligible under 24 CFR 570.201(c) Public Facilities and Improvements. This project was originally funded for \$388,175 of 2020 CDBG funds.  
 An additional \$197,419.87 was reprogrammed (\$0.57 from 2016 Pahala Fire Station Pumper Truck, \$131,949.00 from 2020 RRP, \$63,388.30 from 2020 Hale Maluhia Shelter Accessibility Improvements, and \$2,082.00 from 2020 program Admin) to cover increased construction cost. Due to duplicate funding of \$0.57 from the March 2021 reprogramming, this project was reduced by \$0.57 on November 17, 2021.  
 See response and notes from IDIS Help Desk. The remaining balance of \$1297.05 was transferred to IDIS Activity #188 2018 Kiheipua Family Shelter - Design Roof and Kitchen Renovations for additional design services.

**Financing**

|              | Fund Type    | Grant Year | Grant       | Funded Amount       | Drawn In Program Year | Drawn Thru Program Year |
|--------------|--------------|------------|-------------|---------------------|-----------------------|-------------------------|
| CDBG         | EN           | Pre-2015   |             | \$0.57              | \$0.00                | \$0.00                  |
|              |              | 2014       | B14DH150002 |                     | \$0.00                | \$0.57                  |
|              |              | 2020       | B20DH150002 | \$658,329.77        | \$235,932.11          | \$658,329.77            |
| <b>Total</b> | <b>Total</b> |            |             | <b>\$658,330.34</b> | <b>\$235,932.11</b>   | <b>\$658,330.34</b>     |

**Proposed Accomplishments**

Public Facilities : 225

**Actual Accomplishments**

Number assisted:

|   | Owner |          | Renter |          | Total |          | Person |          |
|---|-------|----------|--------|----------|-------|----------|--------|----------|
|   | Total | Hispanic | Total  | Hispanic | Total | Hispanic | Total  | Hispanic |
| White:                                  | 0     | 0        | 0      | 0        | 0     | 0        | 22     | 0        |
| Black/African American:                 | 0     | 0        | 0      | 0        | 0     | 0        | 24     | 0        |
| Asian:                                  | 0     | 0        | 0      | 0        | 0     | 0        | 4      | 0        |
| American Indian/Alaskan Native:         | 0     | 0        | 0      | 0        | 0     | 0        | 1      | 0        |
| Native Hawaiian/Other Pacific Islander: | 0     | 0        | 0      | 0        | 0     | 0        | 70     | 0        |
| American Indian/Alaskan Native & White: | 0     | 0        | 0      | 0        | 0     | 0        | 1      | 0        |



U.S. Department of Housing and Urban Development  
 Office of Community Planning and Development  
 Integrated Disbursement and Information System  
 CDBG Activity Summary Report (GPR) for Program Year 2021  
 HAWAII COUNTY

Date: 03-Sep-2022  
 Time: 14:38  
 Page: 50

|  |          |          |          |          |          |          |            |           |
|--|----------|----------|----------|----------|----------|----------|------------|-----------|
| Asian White:   | 0        | 0        | 0        | 0        | 0        | 0        | 0          | 0         |
| Black/African American & White:                          | 0        | 0        | 0        | 0        | 0        | 0        | 0          | 0         |
| American Indian/Alaskan Native & Black/African American: | 0        | 0        | 0        | 0        | 0        | 0        | 0          | 0         |
| Other multi-racial:                                      | 0        | 0        | 0        | 0        | 0        | 0        | 84         | 65        |
| Asian/Pacific Islander:                                  | 0        | 0        | 0        | 0        | 0        | 0        | 0          | 0         |
| Hispanic:  | 0        | 0        | 0        | 0        | 0        | 0        | 0          | 0         |
| <b>Total:</b>  | <b>0</b> | <b>0</b> | <b>0</b> | <b>0</b> | <b>0</b> | <b>0</b> | <b>206</b> | <b>65</b> |
| Female-headed Households:                                | 0        |          | 0        |          | 0        |          |            |           |

*Income Category:*

|                  | <b>Owner</b> | <b>Renter</b> | <b>Total</b> | <b>Person</b> |
|------------------|--------------|---------------|--------------|---------------|
| Extremely Low    | 0            | 0             | 0            | 158           |
| Low Mod          | 0            | 0             | 0            | 5             |
| Moderate         | 0            | 0             | 0            | 4             |
| Non Low Moderate | 0            | 0             | 0            | 0             |
| Total            | 0            | 0             | 0            | 167           |
| Percent Low/Mod  |              |               |              | 100.0%        |

**Annual Accomplishments**

| <b>Years</b> | <b>Accomplishment Narrative</b>  | <b># Benefitting</b> |
|--------------|--|----------------------|
| 2021         | The reporting period July 1, 2020 to June 30, 2021, Kiheipua Emergency Shelter - Certified Kitchen is still under construction should be completed in mid August 2021. |                      |
|              | The reporting period July 1, 2021 to December 31, 2021, Kiheipua Emergency Shelter - Certified Kitchen is 95% completed and should be completing by March 2022.        |                      |
| 2022         | The reporting period July 1, 2021 through June 30, 2022, Kiheipua Emergency Shelter - Certified Kitchen is pending amendment to SRA.                                   |                      |



U.S. Department of Housing and Urban Development  
 Office of Community Planning and Development  
 Integrated Disbursement and Information System  
 CDBG Activity Summary Report (GPR) for Program Year 2021  
 HAWAII COUNTY

Date: 03-Sep-2022  
 Time: 14:38  
 Page: 51

**PGM Year:** 2020  
**Project:** 0017 - CDBG-CV3 Na Kahua Hale O Ulu Wini - Community Center Improvements  
**IDIS Activity:** 216 - CDBG-CV3 Ulu Wini Community Center Improvements - Sludge Pump Truck Acquisition  
**Status:** Open **Objective:** Create suitable living environments  
**Location:** 73-4180 Ulu Wini Pl Kailua Kona, HI 96740-5611 **Outcome:** Sustainability  
**Matrix Code:** Other Public Services Not Listed in 05A-05Y, 03T (05Z) **National Objective:** LMC

**Activity to prevent, prepare for, and respond to Coronavirus:** Yes

**Initial Funding Date:** 04/26/2021

**Description:**

The Department of Environmental Management (DEM) will utilize CDBG-CV3 funds to acquire a pumper hauler truck to be located on-site at the Ulu Wini Housing Wastewater Treatment Plant (WWTP).  
 With the expansion of the onsite laundry facility and adding hot water capabilities, it is anticipated that there will be an increase in usage.  
 The pumper hauler truck is necessary as a new service to continue to operate the WWTP removing increased solid waste and liquids to prevent exceeding the capacity to treat and dispose of solid waste and liquids as regulated by the Department of Health.  
 This activity is eligible under 24 CFR 570.201(e) Public Service.

**Financing**

|              | Fund Type    | Grant Year | Grant       | Funded Amount       | Drawn In Program Year | Drawn Thru Program Year |
|--------------|--------------|------------|-------------|---------------------|-----------------------|-------------------------|
| CDBG         | EN           | 2020       | B20EW150002 | \$259,199.45        | \$0.00                | \$0.00                  |
| <b>Total</b> | <b>Total</b> |            |             | <b>\$259,199.45</b> | <b>\$0.00</b>         | <b>\$0.00</b>           |

**Proposed Accomplishments**

People (General) : 300

**Actual Accomplishments**

Number assisted:

|  | Owner |          | Renter |          | Total |          | Person |          |
|--|-------|----------|--------|----------|-------|----------|--------|----------|
|  | Total | Hispanic | Total  | Hispanic | Total | Hispanic | Total  | Hispanic |
| White:   | 0     | 0        | 0      | 0        | 0     | 0        |        | 0        |
| Black/African American:                                  | 0     | 0        | 0      | 0        | 0     | 0        | 0      | 0        |
| Asian:   | 0     | 0        | 0      | 0        | 0     | 0        | 0      | 0        |
| American Indian/Alaskan Native:                          | 0     | 0        | 0      | 0        | 0     | 0        | 0      | 0        |
| Native Hawaiian/Other Pacific Islander:                  | 0     | 0        | 0      | 0        | 0     | 0        | 0      | 0        |
| American Indian/Alaskan Native & White:                  | 0     | 0        | 0      | 0        | 0     | 0        | 0      | 0        |
| Asian White:   | 0     | 0        | 0      | 0        | 0     | 0        | 0      | 0        |
| Black/African American & White:                          | 0     | 0        | 0      | 0        | 0     | 0        | 0      | 0        |
| American Indian/Alaskan Native & Black/African American: | 0     | 0        | 0      | 0        | 0     | 0        | 0      | 0        |
| Other multi-racial:                                      | 0     | 0        | 0      | 0        | 0     | 0        | 0      | 0        |



U.S. Department of Housing and Urban Development  
 Office of Community Planning and Development  
 Integrated Disbursement and Information System  
 CDBG Activity Summary Report (GPR) for Program Year 2021  
 HAWAII COUNTY

Date: 03-Sep-2022  
 Time: 14:38  
 Page: 52

|                           |          |          |          |          |          |          |          |          |
|---------------------------|----------|----------|----------|----------|----------|----------|----------|----------|
| Asian/Pacific Islander:   | 0        | 0        | 0        | 0        | 0        | 0        | 0        | 0        |
| Hispanic:                 | 0        | 0        | 0        | 0        | 0        | 0        | 0        | 0        |
| <b>Total:</b>             | <b>0</b> | <b>0</b> | <b>0</b> | <b>0</b> | <b>0</b> | <b>0</b> | <b>0</b> | <b>0</b> |
| Female-headed Households: | 0        |          | 0        |          | 0        |          |          |          |

*Income Category:*

|                  | <b>Owner</b> | <b>Renter</b> | <b>Total</b> | <b>Person</b> |
|------------------|--------------|---------------|--------------|---------------|
| Extremely Low    | 0            | 0             | 0            | 0             |
| Low Mod          | 0            | 0             | 0            | 0             |
| Moderate         | 0            | 0             | 0            | 0             |
| Non Low Moderate | 0            | 0             | 0            | 0             |
| Total            | 0            | 0             | 0            | 0             |

Percent Low/Mod

**Annual Accomplishments**

| <b>Years</b> | <b>Accomplishment Narrative</b>  | <b># Benefiting</b> |
|--------------|--|---------------------|
| 2021         | <p>The reporting period July 1, 2020 through June 30, 2021, Ulu Wini Community Center Improvements - Sludge Pump Truck bids received on June 25, 2021 from two vendors. Bid was awarded to International Trucks of Hawaii on June 29, 2021. Vendor is allowed to a maximum 365 calendar days for delivery of vehicle.</p> <p>The reporting period July 1, 2021 through December 31, 2021, Ulu Wini Community Center Improvements - Sludge Pump Truck Acquisition; Truck Manufacture submitted request for 5-month time extension for the delivery of the pumper truck, due to the current shortage/availability of material. New schedule date has been extended to December 2022.</p> |                     |



U.S. Department of Housing and Urban Development  
 Office of Community Planning and Development  
 Integrated Disbursement and Information System  
 CDBG Activity Summary Report (GPR) for Program Year 2021  
 HAWAII COUNTY

Date: 03-Sep-2022  
 Time: 14:38  
 Page: 53

**PGM Year:** 2020  
**Project:** 0013 - CDBG-CV2-Boys and Girls club of the Big Island Mobile Youth Outreach Services  
**IDIS Activity:** 217 - CDBG CV2 BOYS & GIRLS CLUB OF THE BIG ISLAND MOBILE YOUTH OUTREACH SERVICES  
**Status:** Open **Objective:** Create suitable living environments  
**Location:** 100 Kamakahonu St Hilo, HI 96720-2518 **Outcome:** Availability/accessibility  
**Matrix Code:** Other Public Services Not Listed in **National Objective:** LMA  
 05A-05Y, 03T (05Z)

**Activity to prevent, prepare for, and respond to Coronavirus:** Yes

**Initial Funding Date:** 05/13/2021

**Description:**

The non-profit Boys and Girls Club of the Big Island will be utilizing \$376,000.00 of CDBG-CV2 funds to deliver new services not limited to childcare, academic support, homework technology, youth resource transportation and daily nutritional supplementation for homeless families and low-income households residing in low income census tract communities during the academic school year.

This program is a new service and eligible under 24 CFR 570.201(e) Public Service.

**Financing**

|              | Fund Type    | Grant Year | Grant       | Funded Amount       | Drawn In Program Year | Drawn Thru Program Year |
|--------------|--------------|------------|-------------|---------------------|-----------------------|-------------------------|
| CDBG         | EN           | 2020       | B20EW150002 | \$376,000.00        | \$39,466.83           | \$39,466.83             |
| <b>Total</b> | <b>Total</b> |            |             | <b>\$376,000.00</b> | <b>\$39,466.83</b>    | <b>\$39,466.83</b>      |

**Proposed Accomplishments**

People (General) : 500  
 Total Population in Service Area: 43,920  
 Census Tract Percent Low / Mod: 60.70

**Annual Accomplishments**

| Years | Accomplishment Narrative   | # Benefitting |
|-------|--|---------------|
| 2020  |  |               |
| 2021  | The reporting period July 1, 2020 through June 30, 2021, Boys and Girls Club of the Big Island Mobile Youth Outreach Services is still providing services.                               |               |
|       | The reporting period July 1, 2021 through December 31, 2021, Boys and Girls Club of the Big Island Mobile Youth Outreach Services have been completed 12/31/2021.                        |               |
| 2022  | The reporting period July 1, 2021 though June 30, 2022, Boys and Girls Club of the Big Island Mobile Youth Outreach project is completed. Working with accountant to processes invoices. |               |



U.S. Department of Housing and Urban Development  
 Office of Community Planning and Development  
 Integrated Disbursement and Information System  
 CDBG Activity Summary Report (GPR) for Program Year 2021  
 HAWAII COUNTY

Date: 03-Sep-2022  
 Time: 14:38  
 Page: 54

**PGM Year:** 2020  
**Project:** 0014 - CDBG-CV2-Na Kahua Hale O Ulu Wini - Laundry and Utility Improvements  
**IDIS Activity:** 218 - CDBG-CV2 Ulu Wini Community Center Improvements - Design  
**Status:** Open  
**Location:** 73-4180 Ulu Wini Pl Kailua Kona, HI 96740-5611  
**Objective:** Create suitable living environments  
**Outcome:** Availability/accessibility  
**Matrix Code:** Other Public Improvements Not Listed  
**National Objective:** LMC  
 in 03A-03S (03Z)

**Activity to prevent, prepare for, and respond to Coronavirus:** Yes

**Initial Funding Date:** 10/15/2021

**Description:**  
 Ulu Wini Low Income Housing Community Center Improvements - Design

**Financing**

|              | Fund Type    | Grant Year | Grant       | Funded Amount       | Drawn In Program Year | Drawn Thru Program Year |
|--------------|--------------|------------|-------------|---------------------|-----------------------|-------------------------|
| CDBG         | EN           | 2020       | B20EW150002 | \$141,598.37        | \$108,489.05          | \$108,489.05            |
| <b>Total</b> | <b>Total</b> |            |             | <b>\$141,598.37</b> | <b>\$108,489.05</b>   | <b>\$108,489.05</b>     |

**Proposed Accomplishments**

People (General) : 200

**Actual Accomplishments**

Number assisted:

|  | Owner    |          | Renter   |          | Total    |          | Person     |           |
|--|----------|----------|----------|----------|----------|----------|------------|-----------|
|  | Total    | Hispanic | Total    | Hispanic | Total    | Hispanic | Total      | Hispanic  |
| White:   | 0        | 0        | 0        | 0        | 0        | 0        | 35         | 0         |
| Black/African American:                                  | 0        | 0        | 0        | 0        | 0        | 0        | 5          | 0         |
| Asian:   | 0        | 0        | 0        | 0        | 0        | 0        | 0          | 0         |
| American Indian/Alaskan Native:                          | 0        | 0        | 0        | 0        | 0        | 0        | 3          | 0         |
| Native Hawaiian/Other Pacific Islander:                  | 0        | 0        | 0        | 0        | 0        | 0        | 281        | 0         |
| American Indian/Alaskan Native & White:                  | 0        | 0        | 0        | 0        | 0        | 0        | 0          | 0         |
| Asian White:   | 0        | 0        | 0        | 0        | 0        | 0        | 0          | 0         |
| Black/African American & White:                          | 0        | 0        | 0        | 0        | 0        | 0        | 0          | 0         |
| American Indian/Alaskan Native & Black/African American: | 0        | 0        | 0        | 0        | 0        | 0        | 0          | 0         |
| Other multi-racial:                                      | 0        | 0        | 0        | 0        | 0        | 0        | 45         | 20        |
| Asian/Pacific Islander:                                  | 0        | 0        | 0        | 0        | 0        | 0        | 0          | 0         |
| Hispanic:  | 0        | 0        | 0        | 0        | 0        | 0        | 0          | 0         |
| <b>Total:</b>  | <b>0</b> | <b>0</b> | <b>0</b> | <b>0</b> | <b>0</b> | <b>0</b> | <b>369</b> | <b>20</b> |



U.S. Department of Housing and Urban Development  
 Office of Community Planning and Development  
 Integrated Disbursement and Information System  
 CDBG Activity Summary Report (GPR) for Program Year 2021  
 HAWAII COUNTY

Date: 03-Sep-2022  
 Time: 14:38  
 Page: 55

Female-headed Households: 0 0 0

*Income Category:*

|                  | <b>Owner</b> | <b>Renter</b> | <b>Total</b> | <b>Person</b> |
|------------------|--------------|---------------|--------------|---------------|
| Extremely Low    | 0            | 0             | 0            | 242           |
| Low Mod          | 0            | 0             | 0            | 58            |
| Moderate         | 0            | 0             | 0            | 35            |
| Non Low Moderate | 0            | 0             | 0            | 34            |
| Total            | 0            | 0             | 0            | 369           |
| Percent Low/Mod  |              |               |              | 90.8%         |

**Annual Accomplishments**

| <b>Years</b> | <b>Accomplishment Narrative</b>   | <b># Benefitting</b> |
|--------------|---|----------------------|
| 2021         | The reporting period July 1, 2021 through December 31, 2021, CDBG CV2 Ulu Wini Community Center Improvements - Design the project at this time is underway and approximately 50% complete. We are a little behind schedule, but proceeding as expected. |                      |
| 2022         | The reporting period July 1, 2021 through June 30, 2022, Ulu Wini Community Center Improvements - Design the project schedule was revised January 2022 and is proceeding as expected.   |                      |



U.S. Department of Housing and Urban Development  
 Office of Community Planning and Development  
 Integrated Disbursement and Information System  
 CDBG Activity Summary Report (GPR) for Program Year 2021  
 HAWAII COUNTY

Date: 03-Sep-2022  
 Time: 14:38  
 Page: 56

**PGM Year:** 2021  
**Project:** 0001 - Ulu Wini Low Income Housing Wastewater Treatment Plant - Repairs  
**IDIS Activity:** 219 - BCH21 - Ulu Wini Low Income Housing Wastewater Treatment Facility Equipment Parts  
**Status:** Open  
**Location:** 73-4180 Ulu Wini Pl Kailua Kona, HI 96740-5611  
**Objective:** Create suitable living environments  
**Outcome:** Availability/accessibility  
**Matrix Code:** Solid Waste Disposal Improvements (03H)  
**National Objective:** LMC

**Activity to prevent, prepare for, and respond to Coronavirus:** No

**Initial Funding Date:** 10/19/2021

**Description:**  
 The County of Hawaii Dept. of Environmental Management will utilize a portion (\$169,449) from its 2021 CDBG project funds to purchase wastewater treatment replacement parts necessary for emergency repairs at the Ulu Wini Low Income Housing Wastewater Treatment Plant to avoid possible violations from the Dept of Health and to provide safe and sanitary conditions for the low income housing project.

**Financing**

|              | Fund Type    | Grant Year | Grant       | Funded Amount       | Drawn In Program Year | Drawn Thru Program Year |
|--------------|--------------|------------|-------------|---------------------|-----------------------|-------------------------|
| CDBG         | EN           | 2021       | B21DH150002 | \$169,449.00        | \$169,449.00          | \$169,449.00            |
| <b>Total</b> | <b>Total</b> |            |             | <b>\$169,449.00</b> | <b>\$169,449.00</b>   | <b>\$169,449.00</b>     |

**Proposed Accomplishments**

Public Facilities : 200

**Actual Accomplishments**

*Number assisted:*

|  | Owner |          | Renter |          | Total |          | Person |          |
|--|-------|----------|--------|----------|-------|----------|--------|----------|
|  | Total | Hispanic | Total  | Hispanic | Total | Hispanic | Total  | Hispanic |
| White:   | 0     | 0        | 0      | 0        | 0     | 0        | 35     | 0        |
| Black/African American:                                  | 0     | 0        | 0      | 0        | 0     | 0        | 5      | 0        |
| Asian:   | 0     | 0        | 0      | 0        | 0     | 0        | 0      | 0        |
| American Indian/Alaskan Native:                          | 0     | 0        | 0      | 0        | 0     | 0        | 3      | 0        |
| Native Hawaiian/Other Pacific Islander:                  | 0     | 0        | 0      | 0        | 0     | 0        | 281    | 0        |
| American Indian/Alaskan Native & White:                  | 0     | 0        | 0      | 0        | 0     | 0        | 0      | 0        |
| Asian White:   | 0     | 0        | 0      | 0        | 0     | 0        | 0      | 0        |
| Black/African American & White:                          | 0     | 0        | 0      | 0        | 0     | 0        | 0      | 0        |
| American Indian/Alaskan Native & Black/African American: | 0     | 0        | 0      | 0        | 0     | 0        | 0      | 0        |
| Other multi-racial:                                      | 0     | 0        | 0      | 0        | 0     | 0        | 45     | 20       |
| Asian/Pacific Islander:                                  | 0     | 0        | 0      | 0        | 0     | 0        | 0      | 0        |



U.S. Department of Housing and Urban Development  
 Office of Community Planning and Development  
 Integrated Disbursement and Information System  
 CDBG Activity Summary Report (GPR) for Program Year 2021  
 HAWAII COUNTY

Date: 03-Sep-2022  
 Time: 14:38  
 Page: 57

|                           |          |          |          |          |          |          |            |           |
|---------------------------|----------|----------|----------|----------|----------|----------|------------|-----------|
| Hispanic:                 | 0        | 0        | 0        | 0        | 0        | 0        | 0          | 0         |
| <b>Total:</b>             | <b>0</b> | <b>0</b> | <b>0</b> | <b>0</b> | <b>0</b> | <b>0</b> | <b>369</b> | <b>20</b> |
| Female-headed Households: | 0        |          | 0        |          | 0        |          |            |           |

*Income Category:*

|                  | <b>Owner</b> | <b>Renter</b> | <b>Total</b> | <b>Person</b> |
|------------------|--------------|---------------|--------------|---------------|
| Extremely Low    | 0            | 0             | 0            | 242           |
| Low Mod          | 0            | 0             | 0            | 58            |
| Moderate         | 0            | 0             | 0            | 35            |
| Non Low Moderate | 0            | 0             | 0            | 34            |
| Total            | 0            | 0             | 0            | 369           |
| Percent Low/Mod  |              |               |              | 90.8%         |

**Annual Accomplishments**

| <b>Years</b> | <b>Accomplishment Narrative</b>  | <b># Benefitting</b> |
|--------------|--|----------------------|
| 2021         | The reporting period July 1, 2021 through December 31, 2021, Ulu Wini Low Income Housing Wastewater Treatment Facility Equipment Parts, is 100% expended replacement parts for Train 2 was purchased and delivered to the site. WWD personnel is currently working on installing replacement parts and getting train 2 back in operations. Design consultant is continuing forward with RFP design build bid package for new WWTP package. |                      |



U.S. Department of Housing and Urban Development  
 Office of Community Planning and Development  
 Integrated Disbursement and Information System  
 CDBG Activity Summary Report (GPR) for Program Year 2021  
 HAWAII COUNTY

Date: 03-Sep-2022  
 Time: 14:38  
 Page: 58

**PGM Year:** 2021  
**Project:** 0001 - Ulu Wini Low Income Housing Wastewater Treatment Plant - Repairs  
**IDIS Activity:** 220 - BCH21 - Ulu Wini Low Income Housing Wastewater Treatment Plant Design

Status: Open Objective: Create suitable living environments  
 Location: 73-4180 Ulu Wini Pl Kailua Kona, HI 96740-5611 Outcome: Availability/accessibility  
 Matrix Code: Water/Sewer Improvements (03J) National Objective: LMC

**Activity to prevent, prepare for, and respond to Coronavirus:** No

**Initial Funding Date:** 10/19/2021

**Description:**  
 The County of Hawaii Dept. of Environmental Management will utilize a portion (\$228,580) of its 2021 CDBG project funds to design and procure a replacement wastewater treatment plant package necessary for required repairs at the Ulu Wini Low Income Housing Wastewater Treatment Plant to avoid possible violations from the Dept of Health and to provide safe and sanitary conditions for the low income housing project.

**Financing**

|              | Fund Type    | Grant Year | Grant       | Funded Amount       | Drawn In Program Year | Drawn Thru Program Year |
|--------------|--------------|------------|-------------|---------------------|-----------------------|-------------------------|
| CDBG         | EN           | 2021       | B21DH150002 | \$228,580.00        | \$145,500.00          | \$145,500.00            |
| <b>Total</b> | <b>Total</b> |            |             | <b>\$228,580.00</b> | <b>\$145,500.00</b>   | <b>\$145,500.00</b>     |

**Proposed Accomplishments**

People (General) : 200

**Actual Accomplishments**

*Number assisted:*

|  | Owner |          | Renter |          | Total |          | Person |          |
|--|-------|----------|--------|----------|-------|----------|--------|----------|
|  | Total | Hispanic | Total  | Hispanic | Total | Hispanic | Total  | Hispanic |
| White:   | 0     | 0        | 0      | 0        | 0     | 0        | 35     | 0        |
| Black/African American:                                  | 0     | 0        | 0      | 0        | 0     | 0        | 5      | 0        |
| Asian:   | 0     | 0        | 0      | 0        | 0     | 0        | 0      | 0        |
| American Indian/Alaskan Native:                          | 0     | 0        | 0      | 0        | 0     | 0        | 3      | 0        |
| Native Hawaiian/Other Pacific Islander:                  | 0     | 0        | 0      | 0        | 0     | 0        | 281    | 0        |
| American Indian/Alaskan Native & White:                  | 0     | 0        | 0      | 0        | 0     | 0        | 0      | 0        |
| Asian White:   | 0     | 0        | 0      | 0        | 0     | 0        | 0      | 0        |
| Black/African American & White:                          | 0     | 0        | 0      | 0        | 0     | 0        | 0      | 0        |
| American Indian/Alaskan Native & Black/African American: | 0     | 0        | 0      | 0        | 0     | 0        | 0      | 0        |
| Other multi-racial:                                      | 0     | 0        | 0      | 0        | 0     | 0        | 45     | 20       |
| Asian/Pacific Islander:                                  | 0     | 0        | 0      | 0        | 0     | 0        | 0      | 0        |



U.S. Department of Housing and Urban Development  
 Office of Community Planning and Development  
 Integrated Disbursement and Information System  
 CDBG Activity Summary Report (GPR) for Program Year 2021  
 HAWAII COUNTY

Date: 03-Sep-2022  
 Time: 14:38  
 Page: 59

|               |          |          |          |          |          |          |          |            |           |
|---------------|----------|----------|----------|----------|----------|----------|----------|------------|-----------|
| Hispanic:     | 0        | 0        | 0        | 0        | 0        | 0        | 0        | 0          | 0         |
| <b>Total:</b> | <b>0</b> | <b>0</b> | <b>0</b> | <b>0</b> | <b>0</b> | <b>0</b> | <b>0</b> | <b>369</b> | <b>20</b> |

Female-headed Households: 0 0 0 0

*Income Category:*

|                  | Owner | Renter | Total | Person |
|------------------|-------|--------|-------|--------|
| Extremely Low    | 0     | 0      | 0     | 242    |
| Low Mod          | 0     | 0      | 0     | 58     |
| Moderate         | 0     | 0      | 0     | 35     |
| Non Low Moderate | 0     | 0      | 0     | 34     |
| Total            | 0     | 0      | 0     | 369    |
| Percent Low/Mod  |       |        |       | 90.8%  |

**Annual Accomplishments**

| <b>Years</b> | <b>Accomplishment Narrative</b>  | <b># Benefitting</b> |
|--------------|--|----------------------|
| 2021         | The reporting period July 1, 2021 through December 31, 2021, Ulu Wini Low Income Housing Wastewater Treatment Plan Design, is approximately 60% completed. |                      |



U.S. Department of Housing and Urban Development  
 Office of Community Planning and Development  
 Integrated Disbursement and Information System  
 CDBG Activity Summary Report (GPR) for Program Year 2021  
 HAWAII COUNTY

Date: 03-Sep-2022  
 Time: 14:38  
 Page: 60

**PGM Year:** 2020  
**Project:** 0018 - CDBG-CV2 Administration and Planning  
**IDIS Activity:** 221 - CDBG-CV2 Administration and Planning  
 Status: Open  
 Location: ,  
 Objective:  
 Outcome:  
 Matrix Code: General Program Administration (21A)      National Objective:

**Activity to prevent, prepare for, and respond to Coronavirus:** Yes

**Initial Funding Date:** 10/25/2021

**Description:**

The County of Hawaii's Office of Housing and Community Development will utilize CDBG-CV2 funds to administer and coordinate the County CDBG-CV projects and funded programs to ensure effective and timely project implementation in accordance with all applicable HUD rules and regulations. This is eligible under 24 CFR 570.206 Program Administration.

**Financing**

|              | Fund Type    | Grant Year | Grant       | Funded Amount      | Drawn In Program Year | Drawn Thru Program Year |
|--------------|--------------|------------|-------------|--------------------|-----------------------|-------------------------|
| CDBG         | EN           | 2020       | B20EW150002 | \$93,684.00        | \$50,211.14           | \$50,211.14             |
| <b>Total</b> | <b>Total</b> |            |             | <b>\$93,684.00</b> | <b>\$50,211.14</b>    | <b>\$50,211.14</b>      |

**Proposed Accomplishments**

**Actual Accomplishments**

| <i>Number assisted:</i>                                  | <b>Owner</b> |          | <b>Renter</b> |          | <b>Total</b> |          | <b>Person</b> |          |
|--|--------------|----------|---------------|----------|--------------|----------|---------------|----------|
|  | Total        | Hispanic | Total         | Hispanic | Total        | Hispanic | Total         | Hispanic |
| White:   |              |          |               |          | 0            | 0        |               |          |
| Black/African American:                                  |              |          |               |          | 0            | 0        |               |          |
| Asian:   |              |          |               |          | 0            | 0        |               |          |
| American Indian/Alaskan Native:                          |              |          |               |          | 0            | 0        |               |          |
| Native Hawaiian/Other Pacific Islander:                  |              |          |               |          | 0            | 0        |               |          |
| American Indian/Alaskan Native & White:                  |              |          |               |          | 0            | 0        |               |          |
| Asian White:   |              |          |               |          | 0            | 0        |               |          |
| Black/African American & White:                          |              |          |               |          | 0            | 0        |               |          |
| American Indian/Alaskan Native & Black/African American: |              |          |               |          | 0            | 0        |               |          |
| Other multi-racial:                                      |              |          |               |          | 0            | 0        |               |          |
| Asian/Pacific Islander:                                  |              |          |               |          | 0            | 0        |               |          |
| Hispanic:  |              |          |               |          | 0            | 0        |               |          |
| <b>Total:</b>  | <b>0</b>     | <b>0</b> | <b>0</b>      | <b>0</b> | <b>0</b>     | <b>0</b> | <b>0</b>      | <b>0</b> |



U.S. Department of Housing and Urban Development  
Office of Community Planning and Development  
Integrated Disbursement and Information System  
CDBG Activity Summary Report (GPR) for Program Year 2021  
HAWAII COUNTY

Date: 03-Sep-2022

Time: 14:38

Page: 61

Female-headed Households:

0

*Income Category:*

|                  | <b>Owner</b> | <b>Renter</b> | <b>Total</b> | <b>Person</b> |
|------------------|--------------|---------------|--------------|---------------|
| Extremely Low    |              |               | 0            |               |
| Low Mod          |              |               | 0            |               |
| Moderate         |              |               | 0            |               |
| Non Low Moderate |              |               | 0            |               |
| Total            | 0            | 0             | 0            | 0             |
| Percent Low/Mod  |              |               |              |               |

**Annual Accomplishments**

No data returned for this view. This might be because the applied filter excludes all data.





U.S. Department of Housing and Urban Development  
 Office of Community Planning and Development  
 Integrated Disbursement and Information System  
 CDBG Activity Summary Report (GPR) for Program Year 2021  
 HAWAII COUNTY

Date: 03-Sep-2022  
 Time: 14:38  
 Page: 63

|               |          |          |          |          |          |          |
|---------------|----------|----------|----------|----------|----------|----------|
| Hispanic:     | 0        | 0        | 0        | 0        | 0        | 0        |
| <b>Total:</b> | <b>0</b> | <b>0</b> | <b>0</b> | <b>0</b> | <b>0</b> | <b>0</b> |

Female-headed Households: 0

| <i>Income Category:</i> | <b>Owner</b> | <b>Renter</b> | <b>Total</b> | <b>Person</b> |
|-------------------------|--------------|---------------|--------------|---------------|
| Extremely Low           |              |               | 0            |               |
| Low Mod                 |              |               | 0            |               |
| Moderate                |              |               | 0            |               |
| Non Low Moderate        |              |               | 0            |               |
| <b>Total</b>            | 0            | 0             | 0            | 0             |
| Percent Low/Mod         |              |               |              |               |

**Annual Accomplishments**

No data returned for this view. This might be because the applied filter excludes all data.



U.S. Department of Housing and Urban Development  
Office of Community Planning and Development  
Integrated Disbursement and Information System  
CDBG Activity Summary Report (GPR) for Program Year 2021  
HAWAII COUNTY

Date: 03-Sep-2022

Time: 14:38

Page: 64

---

|                                       |                        |
|---------------------------------------|------------------------|
| <b>Total Funded Amount:</b>           | <b>\$10,344,863.64</b> |
| <b>Total Drawn Thru Program Year:</b> | <b>\$9,074,246.45</b>  |
| <b>Total Drawn In Program Year:</b>   | <b>\$2,953,623.31</b>  |

U.S. DEPARTMENT OF HOUSING AND URBAN  
DEVELOPMENT  
OFFICE OF COMMUNITY PLANNING AND DEVELOPMENT  
PR06 - Summary of Consolidated Plan Projects for Report  
Year

DATE: 9/3/2022  
TIME: 2:40:59 PM  
PAGE: 1/10

IDIS

| Plan IDIS<br>Year Project | Project Title and Description                                    | Program   | Project<br>Estimate | Committed<br>Amount | Amount Drawn<br>Thru Report<br>Year | Amount<br>Available to<br>Draw |
|---------------------------|--|---|---------------------|---------------------|-------------------------------------|--------------------------------|
| 2021 1                    | Ulu Wini Low Income Housing Wastewater Treatment Plant - Repairs | The Department of Environmental Management will utilize \$1,320,889 of 2021 CDBG funds and \$100,000 of program income to design, purchase, repair and install sewage treatment plant systems which have been identified by the Department of Health as insufficient to receive and disperse the wastewater at the on-site wastewater treatment plant (WWTP). These improvements have been deemed necessary to avoid violations from the State Dept. of Health and the possible shut down of the WWTP. This project may utilize CIP funding which will be paid back to the County through the CDBG Program pre-award of up to 25% of the total CDBG grant award (\$674,000.00). These activities are eligible under 24 CFR 570.201(c) Public Facilities and Improvements. | \$1,420,889.00      | \$398,029.00        | \$314,949.00                        | \$83,080.00                    |

U.S. DEPARTMENT OF HOUSING AND URBAN  
DEVELOPMENT  
OFFICE OF COMMUNITY PLANNING AND DEVELOPMENT  
PR06 - Summary of Consolidated Plan Projects for Report  
Year

DATE: 9/3/2022  
TIME: 2:40:59 PM  
PAGE: 2/10

IDIS

| Plan IDIS<br>Year Project | Project Title and Description                                    | Program | Amount<br>Drawn in<br>Report Year |
|---------------------------|--|---------|-----------------------------------|
| 2021 1                    | Ulu Wini Low Income Housing Wastewater Treatment Plant - Repairs | CDBG    | \$314,949.00                      |

U.S. DEPARTMENT OF HOUSING AND URBAN  
DEVELOPMENT  
OFFICE OF COMMUNITY PLANNING AND DEVELOPMENT  
PR06 - Summary of Consolidated Plan Projects for Report  
Year

DATE: 9/3/2022  
TIME: 2:40:59 PM  
PAGE: 3/10

IDIS

| Plan IDIS<br>Year Project | Project Title and Description  | Program  | Project<br>Estimate | Committed<br>Amount | Amount Drawn<br>Thru Report<br>Year | Amount<br>Available to<br>Draw |        |
|---------------------------|--|--|---------------------|---------------------|-------------------------------------|--------------------------------|--------|
| 2021 2                    | Ulu Wini Low Income Housing Community Center<br>Certified Kitchen - Conversion | The OHCD Community Development<br>Division will utilize \$495,500 of 2021<br>CDBG funds to convert the existing<br>Community Center for kitchen and<br>laundry room expansion. The 2021<br>CDBG funds will be used to expand the<br>Community Center to install necessary<br>kitchen equipment in order to renovate<br>an existing kitchen and convert it into a<br>certified kitchen to meet Dept. of Health<br>standards as well as additional laundry<br>room expansion to add more washers<br>and dryers. This project should be<br>shovel-ready and leveraged by the<br>existing CV3 funds to increase food<br>preparation and meals during the Covid<br>pandemic as well as to provide meals<br>for after school programs and increase<br>laundry services at the Community<br>Center. This project may utilize CIP<br>funding which will be paid back to the<br>County through the CDBG Program<br>pre-award of up to 25% of the total<br>CDBG grant award (\$674,000.00). This<br>activity is eligible under 24 CFR<br>570.201(c) Public Facilities and<br>Improvements. | CDBG                | \$495,500.00        | \$0.00                              | \$0.00                         | \$0.00 |

U.S. DEPARTMENT OF HOUSING AND URBAN  
DEVELOPMENT  
OFFICE OF COMMUNITY PLANNING AND DEVELOPMENT  
PR06 - Summary of Consolidated Plan Projects for Report  
Year

DATE: 9/3/2022  
TIME: 2:40:59 PM  
PAGE: 4/10

IDIS

| Plan IDIS<br>Year Project | Project Title and Description  | Program  | Amount<br>Drawn in<br>Report Year |        |
|---------------------------|--|--|-----------------------------------|--------|
| 2021 2                    | Ulu Wini Low Income Housing Community Center<br>Certified Kitchen - Conversion | The OHCD Community Development<br>Division will utilize \$495,500 of 2021<br>CDBG funds to convert the existing<br>Community Center for kitchen and<br>laundry room expansion. The 2021<br>CDBG funds will be used to expand the<br>Community Center to install necessary<br>kitchen equipment in order to renovate<br>an existing kitchen and convert it into a<br>certified kitchen to meet Dept. of Health<br>standards as well as additional laundry<br>room expansion to add more washers<br>and dryers. This project should be<br>shovel-ready and leveraged by the<br>existing CV3 funds to increase food<br>preparation and meals during the Covid<br>pandemic as well as to provide meals<br>for after school programs and increase<br>laundry services at the Community<br>Center. This project may utilize CIP<br>funding which will be paid back to the<br>County through the CDBG Program<br>pre-award of up to 25% of the total<br>CDBG grant award (\$674,000.00). This<br>activity is eligible under 24 CFR<br>570.201(c) Public Facilities and<br>Improvements. | CDBG                              | \$0.00 |

U.S. DEPARTMENT OF HOUSING AND URBAN  
DEVELOPMENT  
OFFICE OF COMMUNITY PLANNING AND DEVELOPMENT  
PR06 - Summary of Consolidated Plan Projects for Report  
Year

DATE: 9/3/2022  
TIME: 2:40:59 PM  
PAGE: 5/10

IDIS

| Plan IDIS<br>Year Project | Project Title and Description  | Program | Project<br>Estimate | Committed<br>Amount | Amount Drawn<br>Thru Report<br>Year | Amount<br>Available to<br>Draw |
|---------------------------|--|---------|---------------------|---------------------|-------------------------------------|--------------------------------|
| 2021 3                    | Hale Ohana Domestic Abuse Shelter Interior and Exterior Renovations  | CDBG    | \$225,760.00        | \$0.00              | \$0.00                              | \$0.00                         |
|                           | The non-profit Child and Family Services Real Property, Inc. will utilize \$225,760 of 2021 CDBG funds to design and construct continued interior and exterior renovations to preserve the only Domestic Abuse Shelter in Hilo which services actual and potential victims of domestic and family violence. To assist the County in its timely expenditure of CDBG funds, CFS may utilize unrestricted private funding to begin the renovation improvements and will be reimbursed through the CDBG Program pre-award of up to 25% of the total CDBG grant award (\$674,000.00). This activity is eligible under 24 CFR 570.201(c) Public Facilities and Improvements. |         |                     |                     |                                     |                                |
| 4                         | West Hawaii Domestic Abuse Shelter Interior and Exterior Renovations   | CDBG    | \$157,225.00        | \$0.00              | \$0.00                              | \$0.00                         |
|                           | The non-profit Child and Family Services Real Property, Inc. will utilize \$157,225 of 2021 CDBG funds for interior and exterior renovations to continue to preserve the only Domestic Abuse Shelter in West Hawaii which services actual and potential victims of domestic and family violence. To assist the County in its timely expenditure of CDBG funds, CFS may utilize unrestricted private funding to begin the renovation improvements and will be reimbursed through the CDBG Program pre-award of up to 25% of the total CDBG grant award (\$674,000.00). This activity is eligible under 24 CFR 570.201(c) Public Facilities and Improvements.            |         |                     |                     |                                     |                                |

U.S. DEPARTMENT OF HOUSING AND URBAN  
DEVELOPMENT  
OFFICE OF COMMUNITY PLANNING AND DEVELOPMENT  
PR06 - Summary of Consolidated Plan Projects for Report  
Year

DATE: 9/3/2022  
TIME: 2:40:59 PM  
PAGE: 6/10

IDIS

| Plan IDIS<br>Year Project | Project Title and Description  | Program  | Amount<br>Drawn in<br>Report Year |
|---------------------------|--|--|-----------------------------------|
| 2021 3                    | Hale Ohana Domestic Abuse Shelter Interior and Exterior Renovations  | The non-profit Child and Family Services Real Property, Inc. will utilize \$225,760 of 2021 CDBG funds to design and construct continued interior and exterior renovations to preserve the only Domestic Abuse Shelter in Hilo which services actual and potential victims of domestic and family violence. To assist the County in its timely expenditure of CDBG funds, CFS may utilize unrestricted private funding to begin the renovation improvements and will be reimbursed through the CDBG Program pre-award of up to 25% of the total CDBG grant award (\$674,000.00). This activity is eligible under 24 CFR 570.201(c) Public Facilities and Improvements. | CDBG<br>\$0.00                    |
| 4                         | West Hawaii Domestic Abuse Shelter Interior and Exterior Renovations | The non-profit Child and Family Services Real Property, Inc. will utilize \$157,225 of 2021 CDBG funds for interior and exterior renovations to continue to preserve the only Domestic Abuse Shelter in West Hawaii which services actual and potential victims of domestic and family violence. To assist the County in its timely expenditure of CDBG funds, CFS may utilize unrestricted private funding to begin the renovation improvements and will be reimbursed through the CDBG Program pre-award of up to 25% of the total CDBG grant award (\$674,000.00). This activity is eligible under 24 CFR 570.201(c) Public Facilities and Improvements.            | CDBG<br>\$0.00                    |

U.S. DEPARTMENT OF HOUSING AND URBAN  
DEVELOPMENT  
OFFICE OF COMMUNITY PLANNING AND DEVELOPMENT  
PR06 - Summary of Consolidated Plan Projects for Report  
Year

DATE: 9/3/2022  
TIME: 2:40:59 PM  
PAGE: 7/10

IDIS

| Plan IDIS<br>Year Project | Project Title and Description                        | Program | Project<br>Estimate | Committed<br>Amount | Amount Drawn<br>Thru Report<br>Year | Amount<br>Available to<br>Draw |
|---------------------------|--|---------|---------------------|---------------------|-------------------------------------|--------------------------------|
| 2021 5                    | CDBG Administration, Planning and Fair Housing       | CDBG    | \$539,769.00        | \$0.00              | \$0.00                              | \$0.00                         |
| 6                         | West Kawili Street/Veteran Housing (HTF)             | HTF     | \$3,132,873.00      | \$0.00              | \$0.00                              | \$0.00                         |
| 7                         | University Heights Home Reconstruction Project (HTF) | HOME    | \$289,000.00        | \$0.00              | \$0.00                              | \$0.00                         |

U.S. DEPARTMENT OF HOUSING AND URBAN  
DEVELOPMENT  
OFFICE OF COMMUNITY PLANNING AND DEVELOPMENT  
PR06 - Summary of Consolidated Plan Projects for Report  
Year

DATE: 9/3/2022  
TIME: 2:40:59 PM  
PAGE: 8/10

IDIS

| Plan IDIS<br>Year Project | Project Title and Description                        | Program | Amount<br>Drawn in<br>Report Year |
|---------------------------|--|---------|-----------------------------------|
| 2021 5                    | CDBG Administration, Planning and Fair Housing       | CDBG    | \$0.00                            |
| 6                         | West Kawili Street/Veteran Housing (HTF)             | HTF     | \$0.00                            |
| 7                         | University Heights Home Reconstruction Project (HTF) | HOME    | \$0.00                            |

U.S. DEPARTMENT OF HOUSING AND URBAN  
DEVELOPMENT  
OFFICE OF COMMUNITY PLANNING AND DEVELOPMENT  
PR06 - Summary of Consolidated Plan Projects for Report  
Year

DATE: 9/3/2022  
TIME: 2:40:59 PM  
PAGE: 9/10

IDIS

| Plan IDIS<br>Year Project | Project Title and Description | Program   | Project<br>Estimate | Committed<br>Amount | Amount Drawn<br>Thru Report<br>Year | Amount<br>Available to<br>Draw |
|---------------------------|-------------------------------|---|---------------------|---------------------|-------------------------------------|--------------------------------|
| 2021 8                    | HTF Administration            | HTF funds will be used to administer and coordinate the County's HTF program to ensure effective and timely project implementation in accordance with all applicable HTF rules and regulations. | \$174,048.00        | \$0.00              | \$0.00                              | \$0.00                         |

U.S. DEPARTMENT OF HOUSING AND URBAN  
DEVELOPMENT  
OFFICE OF COMMUNITY PLANNING AND DEVELOPMENT  
PR06 - Summary of Consolidated Plan Projects for Report  
Year

DATE: 9/3/2022  
TIME: 2:40:59 PM  
PAGE: 10/10

IDIS

| Plan IDIS<br>Year Project | Project Title and Description | Program | Amount<br>Drawn in<br>Report Year |
|---------------------------|-------------------------------|---------|-----------------------------------|
| 2021 8                    | HTF Administration            | HTF     | \$0.00                            |

U.S. Department of Housing and Urban Development  
 Office of Community Planning and Development  
 Integrated Disbursement and Information System  
 CDBG Housing Activities  
 HAWAII COUNTY, HI

| PGM YEAR | PROJ ID | IDIS ACT ID | ACTIVITY NAME  | STATUS | MTX CD | NTL OBJ | Total      |                           | CDBG DRAWN AMOUNT | OCCUPIED TOTAL | UNITS L/M  | % L/M | CUMULATIVE     |              |     |   |   |
|----------|---------|-------------|--|--------|--------|---------|------------|---------------------------|-------------------|----------------|------------|-------|----------------|--------------|-----|---|---|
|          |         |             |  |        |        |         | EST. AMT   | % CDBG                    |                   |                |            |       | OCCUPIED OWNER | UNITS RENTER |     |   |   |
| 2019     | 1364    | 199         | BHC-19 Kulaimano Elderly Housing Phase - III Renovations | COM    | 14B    | LMH     | 396,104.00 | 100.0                     | 396,104.00        | 97             | 95         | 97.9  | 97             | 0            |     |   |   |
|          |         |             |  |        |        |         | 2019       | TOTALS: BUDGETED/UNDERWAY |                   | 0.00           | 0.0        | 0.00  | 0              | 0            | 0.0 | 0 | 0 |
|          |         |             |  |        |        |         | COMPLETED  |                           | 396,104.00        | 100.0          | 396,104.00 | 97    | 95             | 97.9         | 97  | 0 |   |
|          |         |             |  |        |        |         |            |                           | 396,104.00        | 100.0          | 396,104.00 | 97    | 95             | 97.9         | 97  | 0 |   |

| PGM YEAR | PROJ ID | IDIS ACT ID | ACTIVITY NAME  | STATUS | MTX CD | NTL OBJ | Total      |                           | CDBG DRAWN AMOUNT | OCCUPIED TOTAL | UNITS L/M  | % L/M      | CUMULATIVE     |              |      |     |   |
|----------|---------|-------------|--|--------|--------|---------|------------|---------------------------|-------------------|----------------|------------|------------|----------------|--------------|------|-----|---|
|          |         |             |  |        |        |         | EST. AMT   | % CDBG                    |                   |                |            |            | OCCUPIED OWNER | UNITS RENTER |      |     |   |
| 2018     | 5943    | 190         | BHC18 - Kulaimano Elderly Renovations Various Improvements Project               | OPEN   | 14B    | LMH     | 958,527.09 | 97.5                      | 934,235.36        | 206            | 200        | 97.1       | 206            | 0            |      |     |   |
| 2018     | 5943    | 202         | BHC -18 - Kulaimano Elderly Housing Complex Environmental Hazard Management Plan | COM    | 14B    | LMH     | 43,750.00  | 100.0                     | 43,750.00         | 50             | 50         | 100.0      | 50             | 0            |      |     |   |
|          |         |             |  |        |        |         | 2018       | TOTALS: BUDGETED/UNDERWAY |                   | 958,527.09     | 97.4       | 934,235.36 | 206            | 200          | 97.0 | 206 | 0 |
|          |         |             |  |        |        |         | COMPLETED  |                           | 43,750.00         | 100.0          | 43,750.00  | 50         | 50             | 100.0        | 50   | 0   |   |
|          |         |             |  |        |        |         |            |                           | 1,002,277.09      | 97.5           | 977,985.36 | 256        | 250            | 97.6         | 256  | 0   |   |

| PGM YEAR | PROJ ID | IDIS ACT ID | ACTIVITY NAME   | STATUS | MTX CD | NTL OBJ | Total      |        | CDBG DRAWN AMOUNT | OCCUPIED TOTAL | UNITS L/M | % L/M | CUMULATIVE     |              |
|----------|---------|-------------|---|--------|--------|---------|------------|--------|-------------------|----------------|-----------|-------|----------------|--------------|
|          |         |             |   |        |        |         | EST. AMT   | % CDBG |                   |                |           |       | OCCUPIED OWNER | UNITS RENTER |
| 2017     | 0794    | 192         | BHC17 - Residential Repair Program                        | OPEN   | 14A    | LMH     | 147,507.47 | 79.6   | 117,386.28        | 1              | 1         | 100.0 | 1              | 0            |
| 2017     | 0797    | 185         | BHC17 - Kulaimano Elderly Renovation -Fencing and Roofing | COM    | 14B    | LMH     | 178,000.00 | 100.0  | 178,000.00        | 49             | 45        | 91.8  | 0              | 49           |

U.S. Department of Housing and Urban Development  
 Office of Community Planning and Development  
 Integrated Disbursement and Information System  
 CDBG Housing Activities  
 HAWAII COUNTY, HI

|      |                           |            |       |            |    |    |       |   |    |
|------|---------------------------|------------|-------|------------|----|----|-------|---|----|
| 2017 | TOTALS: BUDGETED/UNDERWAY | 147,507.47 | 79.5  | 117,386.28 | 1  | 1  | 100.0 | 1 | 0  |
|      | COMPLETED                 | 178,000.00 | 100.0 | 178,000.00 | 49 | 45 | 91.8  | 0 | 49 |
|      |                           | 325,507.47 | 90.7  | 295,386.28 | 50 | 46 | 92.0  | 1 | 49 |

| PGM<br>YEAR | PROJ<br>ID | IDIS<br>ACT ID | ACTIVITY NAME                      | STATUS | MTX<br>CD | NTL<br>OBJ | Total<br>EST. AMT              | % CDBG     | CDBG<br>DRAWN AMOUNT | OCCUPIED<br>TOTAL | UNITS<br>L/M | % L/M | CUMULATIVE        |                 |   |
|-------------|------------|----------------|------------------------------------|--------|-----------|------------|--------------------------------|------------|----------------------|-------------------|--------------|-------|-------------------|-----------------|---|
|             |            |                |                                    |        |           |            |                                |            |                      |                   |              |       | OCCUPIED<br>OWNER | UNITS<br>RENTER |   |
| 2016        | 4343       | 180            | BHC16 - Residential Repair Program | COM    | 14A       | LMH        | 252,711.35                     | 100.0      | 252,711.35           | 10                | 10           | 100.0 | 10                | 0               |   |
|             |            |                |                                    |        |           |            | 2016 TOTALS: BUDGETED/UNDERWAY | 0.00       | 0.0                  | 0.00              | 0            | 0     | 0.0               | 0               | 0 |
|             |            |                |                                    |        |           |            | COMPLETED                      | 252,711.35 | 100.0                | 252,711.35        | 10           | 10    | 100.0             | 10              | 0 |
|             |            |                |                                    |        |           |            |                                | 252,711.35 | 100.0                | 252,711.35        | 10           | 10    | 100.0             | 10              | 0 |

| PGM<br>YEAR | PROJ<br>ID | IDIS<br>ACT ID | ACTIVITY NAME                        | STATUS | MTX<br>CD | NTL<br>OBJ | Total<br>EST. AMT              | % CDBG     | CDBG<br>DRAWN AMOUNT | OCCUPIED<br>TOTAL | UNITS<br>L/M | % L/M | CUMULATIVE        |                 |   |
|-------------|------------|----------------|--------------------------------------|--------|-----------|------------|--------------------------------|------------|----------------------|-------------------|--------------|-------|-------------------|-----------------|---|
|             |            |                |                                      |        |           |            |                                |            |                      |                   |              |       | OCCUPIED<br>OWNER | UNITS<br>RENTER |   |
| 2015        | 5577       | 166            | RESIDENTIAL EMERGENCY REPAIR PROGRAM | COM    | 14A       | LMH        | 286,046.87                     | 100.0      | 286,046.87           | 16                | 13           | 81.3  | 16                | 0               |   |
|             |            |                |                                      |        |           |            | 2015 TOTALS: BUDGETED/UNDERWAY | 0.00       | 0.0                  | 0.00              | 0            | 0     | 0.0               | 0               | 0 |
|             |            |                |                                      |        |           |            | COMPLETED                      | 286,046.87 | 100.0                | 286,046.87        | 16           | 13    | 81.2              | 16              | 0 |
|             |            |                |                                      |        |           |            |                                | 286,046.87 | 100.0                | 286,046.87        | 16           | 13    | 81.2              | 16              | 0 |

| PGM<br>YEAR | PROJ<br>ID | IDIS<br>ACT ID | ACTIVITY NAME                        | STATUS | MTX<br>CD | NTL<br>OBJ | Total<br>EST. AMT              | % CDBG     | CDBG<br>DRAWN AMOUNT | OCCUPIED<br>TOTAL | UNITS<br>L/M | % L/M | CUMULATIVE        |                 |   |
|-------------|------------|----------------|--------------------------------------|--------|-----------|------------|--------------------------------|------------|----------------------|-------------------|--------------|-------|-------------------|-----------------|---|
|             |            |                |                                      |        |           |            |                                |            |                      |                   |              |       | OCCUPIED<br>OWNER | UNITS<br>RENTER |   |
| 2014        | 1663       | 161            | RESIDENTIAL EMERGENCY REPAIR PROGRAM | COM    | 14A       | LMH        | 383,156.07                     | 100.0      | 383,156.07           | 5                 | 5            | 100.0 | 5                 | 0               |   |
|             |            |                |                                      |        |           |            | 2014 TOTALS: BUDGETED/UNDERWAY | 0.00       | 0.0                  | 0.00              | 0            | 0     | 0.0               | 0               | 0 |
|             |            |                |                                      |        |           |            | COMPLETED                      | 383,156.07 | 100.0                | 383,156.07        | 5            | 5     | 100.0             | 5               | 0 |

U.S. Department of Housing and Urban Development  
 Office of Community Planning and Development  
 Integrated Disbursement and Information System  
 CDBG Housing Activities  
 HAWAII COUNTY, HI

| 383,156.07    100.0    383,156.07    5    5    100.0    5    0 |         |             |  |        |        |         |                |        |                   |                |           |       |                           |              |
|--|---------|-------------|--|--------|--------|---------|----------------|--------|-------------------|----------------|-----------|-------|---------------------------|--------------|
| PGM YEAR   | PROJ ID | IDIS ACT ID | ACTIVITY NAME                              | STATUS | MTX CD | NTL OBJ | Total EST. AMT | % CDBG | CDBG DRAWN AMOUNT | OCCUPIED TOTAL | UNITS L/M | % L/M | CUMULATIVE OCCUPIED OWNER | UNITS RENTER |
| 2012   | 3394    | 145         | RESIDENTIAL EMERGENCY REPAIR PROGRAM       | COM    | 14A    | LMH     | 242,500.00     | 100.0  | 242,500.00        | 7              | 6         | 85.7  | 7                         | 0            |
|  |         | 2012        | TOTALS: BUDGETED/UNDERWAY                  |        |        |         | 0.00           | 0.0    | 0.00              | 0              | 0         | 0.0   | 0                         | 0            |
|  |         |             | COMPLETED                                  |        |        |         | 242,500.00     | 100.0  | 242,500.00        | 7              | 6         | 85.7  | 7                         | 0            |
|  |         |             |  |        |        |         | 242,500.00     | 100.0  | 242,500.00        | 7              | 6         | 85.7  | 7                         | 0            |
| PGM YEAR   | PROJ ID | IDIS ACT ID | ACTIVITY NAME                              | STATUS | MTX CD | NTL OBJ | Total EST. AMT | % CDBG | CDBG DRAWN AMOUNT | OCCUPIED TOTAL | UNITS L/M | % L/M | CUMULATIVE OCCUPIED OWNER | UNITS RENTER |
| 2011   | 0931    | 139         | BHC11-RESIDENTIAL EMERGENCY REPAIR PROGRAM | COM    | 14A    | LMH     | 410,000.00     | 81.7   | 335,000.00        | 11             | 7         | 63.6  | 11                        | 0            |
|  |         | 2011        | TOTALS: BUDGETED/UNDERWAY                  |        |        |         | 0.00           | 0.0    | 0.00              | 0              | 0         | 0.0   | 0                         | 0            |
|  |         |             | COMPLETED                                  |        |        |         | 410,000.00     | 81.7   | 335,000.00        | 11             | 7         | 63.6  | 11                        | 0            |
|  |         |             |  |        |        |         | 410,000.00     | 81.7   | 335,000.00        | 11             | 7         | 63.6  | 11                        | 0            |
| PGM YEAR   | PROJ ID | IDIS ACT ID | ACTIVITY NAME                              | STATUS | MTX CD | NTL OBJ | Total EST. AMT | % CDBG | CDBG DRAWN AMOUNT | OCCUPIED TOTAL | UNITS L/M | % L/M | CUMULATIVE OCCUPIED OWNER | UNITS RENTER |
| 2010   | 4195    | 128         | BHC10-RESIDENTIAL EMERGENCY REPAIR PROGRAM | COM    | 14A    | LMH     | 275,000.00     | 100.0  | 275,000.00        | 9              | 8         | 88.9  | 9                         | 0            |
|  |         | 2010        | TOTALS: BUDGETED/UNDERWAY                  |        |        |         | 0.00           | 0.0    | 0.00              | 0              | 0         | 0.0   | 0                         | 0            |
|  |         |             | COMPLETED                                  |        |        |         | 275,000.00     | 100.0  | 275,000.00        | 9              | 8         | 88.8  | 9                         | 0            |
|  |         |             |  |        |        |         | 275,000.00     | 100.0  | 275,000.00        | 9              | 8         | 88.8  | 9                         | 0            |

U.S. Department of Housing and Urban Development  
 Office of Community Planning and Development  
 Integrated Disbursement and Information System  
 CDBG Housing Activities  
 HAWAII COUNTY, HI

| PGM<br>YEAR | PROJ<br>ID | IDIS<br>ACT ID | ACTIVITY NAME             | STATUS | MTX<br>CD | NTL<br>OBJ | Total      |        | CDBG<br>DRAWN AMOUNT | OCCUPIED<br>TOTAL | UNITS<br>L/M | % L/M | CUMULATIVE        |                 |
|-------------|------------|----------------|---------------------------|--------|-----------|------------|------------|--------|----------------------|-------------------|--------------|-------|-------------------|-----------------|
|             |            |                |                           |        |           |            | EST. AMT   | % CDBG |                      |                   |              |       | OCCUPIED<br>OWNER | UNITS<br>RENTER |
| 2009        | 9499       | 118            | BHC09-RESIDENTIAL REHAB   | COM    | 14A       | LMH        | 415,000.00 | 100.0  | 415,000.00           | 16                | 14           | 87.5  | 16                | 0               |
|             |            | 2009           | TOTALS: BUDGETED/UNDERWAY |        |           |            | 0.00       | 0.0    | 0.00                 | 0                 | 0            | 0.0   | 0                 | 0               |
|             |            |                | COMPLETED                 |        |           |            | 415,000.00 | 100.0  | 415,000.00           | 16                | 14           | 87.5  | 16                | 0               |
|             |            |                |                           |        |           |            | 415,000.00 | 100.0  | 415,000.00           | 16                | 14           | 87.5  | 16                | 0               |

| PGM<br>YEAR | PROJ<br>ID | IDIS<br>ACT ID | ACTIVITY NAME  | STATUS | MTX<br>CD | NTL<br>OBJ | Total      |        | CDBG<br>DRAWN AMOUNT | OCCUPIED<br>TOTAL | UNITS<br>L/M | % L/M | CUMULATIVE        |                 |
|-------------|------------|----------------|--|--------|-----------|------------|------------|--------|----------------------|-------------------|--------------|-------|-------------------|-----------------|
|             |            |                |  |        |           |            | EST. AMT   | % CDBG |                      |                   |              |       | OCCUPIED<br>OWNER | UNITS<br>RENTER |
| 2008        | 0001       | 105            | BHC08HR-RESIDENTIAL REHAB - LOANS                            | COM    | 14A       | LMH        | 400,000.00 | 100.0  | 400,000.00           | 15                | 14           | 93.3  | 15                | 0               |
| 2008        | 4027       | 120            | BRHC08EF-Kamuela Elderly Housing Solar Water Heating Project | COM    | 14F       | LMH        | 0.00       |        | 0.00                 | 32                | 32           | 100.0 | 0                 | 32              |
|             |            | 2008           | TOTALS: BUDGETED/UNDERWAY                                    |        |           |            | 0.00       | 0.0    | 0.00                 | 0                 | 0            | 0.0   | 0                 | 0               |
|             |            |                | COMPLETED  |        |           |            | 400,000.00 | 100.0  | 400,000.00           | 47                | 46           | 97.8  | 15                | 32              |
|             |            |                |  |        |           |            | 400,000.00 | 100.0  | 400,000.00           | 47                | 46           | 97.8  | 15                | 32              |

| PGM<br>YEAR | PROJ<br>ID | IDIS<br>ACT ID | ACTIVITY NAME                           | STATUS | MTX<br>CD | NTL<br>OBJ | Total      |        | CDBG<br>DRAWN AMOUNT | OCCUPIED<br>TOTAL | UNITS<br>L/M | % L/M | CUMULATIVE        |                 |
|-------------|------------|----------------|---|--------|-----------|------------|------------|--------|----------------------|-------------------|--------------|-------|-------------------|-----------------|
|             |            |                |   |        |           |            | EST. AMT   | % CDBG |                      |                   |              |       | OCCUPIED<br>OWNER | UNITS<br>RENTER |
| 2007        | 0001       | 97             | BHC07HR-RESIDENTIAL REHAB. - ADMIN      | COM    | 14A       | LMH        | 38,473.33  | 100.0  | 38,473.33            | 1                 | 1            | 100.0 | 1                 | 0               |
| 2007        | 0001       | 99             | BHC07HR-RESIDENTIAL REHABILITATION LOAN | COM    | 14A       | LMH        | 264,026.67 | 99.1   | 261,526.67           | 13                | 13           | 100.0 | 13                | 0               |
|             |            | 2007           | TOTALS: BUDGETED/UNDERWAY               |        |           |            | 0.00       | 0.0    | 0.00                 | 0                 | 0            | 0.0   | 0                 | 0               |
|             |            |                | COMPLETED                               |        |           |            | 302,500.00 | 99.1   | 300,000.00           | 14                | 14           | 100.0 | 14                | 0               |
|             |            |                |   |        |           |            | 302,500.00 | 99.1   | 300,000.00           | 14                | 14           | 100.0 | 14                | 0               |

U.S. Department of Housing and Urban Development  
 Office of Community Planning and Development  
 Integrated Disbursement and Information System  
 CDBG Housing Activities  
 HAWAII COUNTY, HI

| PGM YEAR                       | PROJ ID | IDIS ACT ID | ACTIVITY NAME                            | STATUS | MTX NTL |     | Total     |        | CDBG DRAWN AMOUNT | OCCUPIED TOTAL | UNITS L/M | % L/M | CUMULATIVE |        |
|--------------------------------|---------|-------------|--|--------|---------|-----|-----------|--------|-------------------|----------------|-----------|-------|------------|--------|
|                                |         |             |  |        | CD      | OBJ | EST. AMT  | % CDBG |                   |                |           |       | OWNER      | RENTER |
| 2006                           | 0002    | 89          | BHC06 - HALE ALANOE GRP HOME RENOVATIONS | COM    | 14A     | LMH | 64,710.00 | 85.0   | 55,000.00         | 1              | 1         | 100.0 | 0          | 1      |
| 2006 TOTALS: BUDGETED/UNDERWAY |         |             |  |        |         |     | 0.00      | 0.0    | 0.00              | 0              | 0         | 0.0   | 0          | 0      |
| COMPLETED                      |         |             |  |        |         |     | 64,710.00 | 84.9   | 55,000.00         | 1              | 1         | 100.0 | 0          | 1      |
|                                |         |             |  |        |         |     | 64,710.00 | 84.9   | 55,000.00         | 1              | 1         | 100.0 | 0          | 1      |

| PGM YEAR                       | PROJ ID | IDIS ACT ID | ACTIVITY NAME                           | STATUS | MTX NTL |     | Total      |        | CDBG DRAWN AMOUNT | OCCUPIED TOTAL | UNITS L/M | % L/M | CUMULATIVE |        |
|--------------------------------|---------|-------------|---|--------|---------|-----|------------|--------|-------------------|----------------|-----------|-------|------------|--------|
|                                |         |             |   |        | CD      | OBJ | EST. AMT   | % CDBG |                   |                |           |       | OWNER      | RENTER |
| 2003                           | 0001    | 55          | BHC03HR-RESIDENTIAL REHABILITATION LOAN | COM    | 14A     | LMH | 212,403.47 | 100.0  | 212,403.47        | 16             | 15        | 93.8  | 16         | 0      |
| 2003                           | 0001    | 57          | BHC03HR-RESIDENTIAL REHAB. - ADMIN.     | COM    | 14A     | LMH | 219,721.11 | 0.0    | 219,721.11        | 0              | 0         | 0.0   | 0          | 0      |
| 2003                           | 0005    | 61          | BHC03HR-SOLAR WATER HEATING PROGRAM     | COM    | 14F     | LMH | 50,350.00  | 100.0  | 50,350.00         | 15             | 15        | 100.0 | 0          | 15     |
| 2003 TOTALS: BUDGETED/UNDERWAY |         |             |   |        |         |     | 0.00       | 0.0    | 0.00              | 0              | 0         | 0.0   | 0          | 0      |
| COMPLETED                      |         |             |   |        |         |     | 482,474.58 | 100.0  | 482,474.58        | 31             | 30        | 96.7  | 16         | 15     |
|                                |         |             |   |        |         |     | 482,474.58 | 100.0  | 482,474.58        | 31             | 30        | 96.7  | 16         | 15     |

| PGM YEAR | PROJ ID | IDIS ACT ID | ACTIVITY NAME                            | STATUS | MTX NTL |     | Total      |        | CDBG DRAWN AMOUNT | OCCUPIED TOTAL | UNITS L/M | % L/M | CUMULATIVE |        |
|----------|---------|-------------|--|--------|---------|-----|------------|--------|-------------------|----------------|-----------|-------|------------|--------|
|          |         |             |  |        | CD      | OBJ | EST. AMT   | % CDBG |                   |                |           |       | OWNER      | RENTER |
| 2002     | 0002    | 36          | BHC02HR-RESIDENTIAL REHABILITATION-LOAN  | COM    | 14A     | LMH | 228,601.94 | 100.0  | 228,601.94        | 16             | 16        | 100.0 | 0          | 16     |
| 2002     | 0002    | 37          | BHC02HR-RESIDENTIAL REHAB.-INSPECTION    | COM    | 14H     | LMH | 4,630.61   | 0.0    | 4,630.61          | 0              | 0         | 0.0   | 0          | 0      |
| 2002     | 0002    | 38          | BHC02HR-RESIDENTIAL REHAB.- ADMIN.       | COM    | 14H     | LMH | 66,500.00  | 0.0    | 66,500.00         | 0              | 0         | 0.0   | 0          | 0      |
| 2002     | 0002    | 39          | BHC02HR-RESIDENTIAL REHAB.- RISK ASSESS. | COM    | 14H     | LMH | 15,369.39  | 0.0    | 15,369.39         | 0              | 0         | 0.0   | 0          | 0      |

U.S. Department of Housing and Urban Development  
 Office of Community Planning and Development  
 Integrated Disbursement and Information System  
 CDBG Housing Activities  
 HAWAII COUNTY, HI

|       |                           |            |       |            |    |    |       |   |    |
|-------|---------------------------|------------|-------|------------|----|----|-------|---|----|
| 2002  | TOTALS: BUDGETED/UNDERWAY | 0.00       | 0.0   | 0.00       | 0  | 0  | 0.0   | 0 | 0  |
|       | COMPLETED                 | 315,101.94 | 100.0 | 315,101.94 | 16 | 16 | 100.0 | 0 | 16 |
| ----- |                           |            |       |            |    |    |       |   |    |
|       |                           | 315,101.94 | 100.0 | 315,101.94 | 16 | 16 | 100.0 | 0 | 16 |

| PGM<br>YEAR | PROJ<br>ID | IDIS<br>ACT ID    | ACTIVITY NAME                            | STATUS | MTX<br>CD | NTL<br>OBJ | Total<br>EST. AMT | % CDBG | CDBG<br>DRAWN AMOUNT | OCCUPIED<br>TOTAL | UNITS<br>L/M | % L/M | CUMULATIVE        |                 |
|-------------|------------|-------------------|--|--------|-----------|------------|-------------------|--------|----------------------|-------------------|--------------|-------|-------------------|-----------------|
|             |            |                   |  |        |           |            |                   |        |                      |                   |              |       | OCCUPIED<br>OWNER | UNITS<br>RENTER |
| 2000        | 0003       | 22                | BHC00HR-RESIDENTIAL REHABILITATION-LOANS | COM    | 14A       | LMH        | 232,336.16        | 0.0    | 232,336.16           | 0                 | 0            | 0.0   | 0                 | 0               |
| 2000        | 0003       | 23                | BHC00HR-RESIDENTIAL REHAB. - INSPECTION  | COM    | 14A       | LMH        | 23,613.84         | 0.0    | 23,613.84            | 0                 | 0            | 0.0   | 0                 | 0               |
| 2000        | 0003       | 24                | BHC00HR-RESIDENTIAL REHAB. - ADMIN.      | COM    | 14A       | LMH        | 44,050.00         | 0.0    | 44,050.00            | 0                 | 0            | 0.0   | 0                 | 0               |
| 2000        | TOTALS:    | BUDGETED/UNDERWAY |  |        |           |            | 0.00              | 0.0    | 0.00                 | 0                 | 0            | 0.0   | 0                 | 0               |
|             |            | COMPLETED         |  |        |           |            | 300,000.00        | 100.0  | 300,000.00           | 0                 | 0            | 0.0   | 0                 | 0               |
| -----       |            |                   |  |        |           |            |                   |        |                      |                   |              |       |                   |                 |
|             |            |                   |  |        |           |            | 300,000.00        | 100.0  | 300,000.00           | 0                 | 0            | 0.0   | 0                 | 0               |

| PGM<br>YEAR | PROJ<br>ID | IDIS<br>ACT ID    | ACTIVITY NAME                          | STATUS | MTX<br>CD | NTL<br>OBJ | Total<br>EST. AMT | % CDBG | CDBG<br>DRAWN AMOUNT | OCCUPIED<br>TOTAL | UNITS<br>L/M | % L/M | CUMULATIVE        |                 |
|-------------|------------|-------------------|--|--------|-----------|------------|-------------------|--------|----------------------|-------------------|--------------|-------|-------------------|-----------------|
|             |            |                   |  |        |           |            |                   |        |                      |                   |              |       | OCCUPIED<br>OWNER | UNITS<br>RENTER |
| 1998        | 0001       | 14                | BHC98HR-RESIDENTIAL REHAB.- LOANS      | COM    | 14A       | LMH        | 302,235.10        | 100.0  | 302,235.10           | 37                | 37           | 100.0 | 0                 | 37              |
| 1998        | 0001       | 15                | BHC98HR-RESIDENTIAL REHAB.- ADMIN.     | COM    | 14H       | LMH        | 74,275.87         | 0.0    | 74,275.87            | 0                 | 0            | 0.0   | 0                 | 0               |
| 1998        | 0001       | 16                | BHC98HR-RESIDENTIAL REHAB.- INSPECTION | COM    | 14H       | LMH        | 5,373.13          | 0.0    | 5,373.13             | 0                 | 0            | 0.0   | 0                 | 0               |
| 1998        | TOTALS:    | BUDGETED/UNDERWAY |  |        |           |            | 0.00              | 0.0    | 0.00                 | 0                 | 0            | 0.0   | 0                 | 0               |
|             |            | COMPLETED         |  |        |           |            | 381,884.10        | 100.0  | 381,884.10           | 37                | 37           | 100.0 | 0                 | 37              |
| -----       |            |                   |  |        |           |            |                   |        |                      |                   |              |       |                   |                 |
|             |            |                   |  |        |           |            | 381,884.10        | 100.0  | 381,884.10           | 37                | 37           | 100.0 | 0                 | 37              |



U.S. Department of Housing and Urban Development  
 Office of Community Planning and Development  
 Integrated Disbursement and Information System  
 CDBG Summary of Accomplishments  
 Program Year: 2021

DATE: 09-03-22  
 TIME: 14:43  
 PAGE: 1

HAWAII COUNTY

Count of CDBG Activities with Disbursements by Activity Group & Matrix Code

| Activity Group                      | Activity Category                                      | Open Count | Open Activities Disbursed | Completed Count | Completed Activities Disbursed | Program Year Count | Total Activities Disbursed |
|-------------------------------------|--|------------|---------------------------|-----------------|--------------------------------|--------------------|----------------------------|
| Acquisition                         | Acquisition of Real Property (01)                      | 1          | \$0.00                    | 0               | \$0.00                         | 1                  | \$0.00                     |
|                                     | Total Acquisition                                      | 1          | \$0.00                    | 0               | \$0.00                         | 1                  | \$0.00                     |
| Housing                             | Rehab; Single-Unit Residential (14A)                   | 1          | \$35,098.57               | 1               | \$32,924.24                    | 2                  | \$68,022.81                |
|                                     | Rehab; Multi-Unit Residential (14B)                    | 1          | \$106,442.95              | 2               | \$4,562.50                     | 3                  | \$111,005.45               |
|                                     | Total Housing  | 2          | \$141,541.52              | 3               | \$37,486.74                    | 5                  | \$179,028.26               |
| Public Facilities and Improvements  | Homeless Facilities (not operating costs) (03C)        | 1          | \$927,170.00              | 7               | \$450,097.44                   | 8                  | \$1,377,267.44             |
|                                     | Solid Waste Disposal Improvements (03H)                | 1          | \$169,449.00              | 0               | \$0.00                         | 1                  | \$169,449.00               |
|                                     | Water/Sewer Improvements (03J)                         | 1          | \$145,500.00              | 1               | \$181,227.56                   | 2                  | \$326,727.56               |
|                                     | Other Public Improvements Not Listed in 03A-03S (03Z)  | 2          | \$110,104.05              | 4               | \$20,404.65                    | 6                  | \$130,508.70               |
|                                     | Total Public Facilities and Improvements               | 5          | \$1,352,223.05            | 12              | \$651,729.65                   | 17                 | \$2,003,952.70             |
| Public Services                     | Subsistence Payment (05Q)                              | 1          | \$0.00                    | 0               | \$0.00                         | 1                  | \$0.00                     |
|                                     | Other Public Services Not Listed in 05A-05Y, 03T (05Z) | 2          | \$39,466.83               | 2               | \$119,987.69                   | 4                  | \$159,454.52               |
|                                     | Total Public Services                                  | 3          | \$39,466.83               | 2               | \$119,987.69                   | 5                  | \$159,454.52               |
| General Administration and Planning | General Program Administration (21A)                   | 2          | \$401,389.04              | 2               | \$209,798.79                   | 4                  | \$611,187.83               |
|                                     | Total General Administration and Planning              | 2          | \$401,389.04              | 2               | \$209,798.79                   | 4                  | \$611,187.83               |
| Grand Total                         |  | 13         | \$1,934,620.44            | 19              | \$1,019,002.87                 | 32                 | \$2,953,623.31             |



U.S. Department of Housing and Urban Development  
 Office of Community Planning and Development  
 Integrated Disbursement and Information System  
 CDBG Summary of Accomplishments  
 Program Year: 2021

DATE: 09-03-22  
 TIME: 14:43  
 PAGE: 2

HAWAII COUNTY

CDBG Sum of Actual Accomplishments by Activity Group and Accomplishment Type

| Activity Group                     | Matrix Code  | Accomplishment Type | Open Count | Completed Count | Program Year Totals |
|------------------------------------|--|---------------------|------------|-----------------|---------------------|
| Housing                            | Rehab; Single-Unit Residential (14A)                   | Housing Units       | 1          | 10              | 11                  |
|                                    | Rehab; Multi-Unit Residential (14B)                    | Housing Units       | 206        | 147             | 353                 |
|                                    | Total Housing  |                     | 207        | 157             | 364                 |
| Public Facilities and Improvements | Homeless Facilities (not operating costs) (03C)        | Public Facilities   | 149        | 1,423           | 1,572               |
|                                    | Solid Waste Disposal Improvements (03H)                | Public Facilities   | 369        | 0               | 369                 |
|                                    | Water/Sewer Improvements (03J)                         | Persons             | 369        | 85              | 454                 |
|                                    | Other Public Improvements Not Listed in 03A-03S (03Z)  | Persons             | 738        | 267             | 1,005               |
|                                    | Total Public Facilities and Improvements               | Public Facilities   | 149        | 720             | 869                 |
| Public Services                    | Subsistence Payment (05Q)                              | Persons             | 1,774      | 2,495           | 4,269               |
|                                    | Other Public Services Not Listed in 05A-05Y, 03T (05Z) | Persons             | 484        | 0               | 484                 |
|                                    | Total Public Services                                  |                     | 131,760    | 121,644         | 253,404             |
| Grand Total                        |  |                     | 132,244    | 121,644         | 253,888             |
|                                    |  |                     | 134,225    | 124,296         | 258,521             |



HAWAII COUNTY

CDBG Beneficiaries by Racial / Ethnic Category

| Housing-Non Housing                               | Race  | Total Persons | Total Hispanic |                  | Total Hispanic Households |
|---|---|---------------|----------------|------------------|---------------------------|
|   |   |               | Persons        | Total Households |                           |
| Housing   | White   | 0             | 0              | 158              | 4                         |
|   | Black/African American                            | 0             | 0              | 26               | 0                         |
|   | Asian   | 0             | 0              | 42               | 0                         |
|   | American Indian/Alaskan Native                    | 0             | 0              | 1                | 0                         |
|   | Native Hawaiian/Other Pacific Islander            | 0             | 0              | 50               | 11                        |
|   | American Indian/Alaskan Native & White            | 0             | 0              | 8                | 1                         |
|   | Asian & White                                     | 0             | 0              | 0                | 0                         |
|   | Black/African American & White                    | 0             | 0              | 1                | 0                         |
|   | Amer. Indian/Alaskan Native & Black/African Amer. | 0             | 0              | 1                | 0                         |
|   | Other multi-racial                                | 0             | 0              | 77               | 6                         |
|   | <b>Total Housing</b>                              |               | <b>0</b>       | <b>0</b>         | <b>364</b>                |
| Non Housing                                       | White   | 659           | 14             | 0                | 0                         |
|   |   | 17,401        | 207            | 0                | 0                         |
|   | Black/African American                            | 102           | 0              | 0                | 0                         |
|   |   | 753           | 0              | 0                | 0                         |
|   | Asian   | 168           | 0              | 0                | 0                         |
|   |   | 38,871        | 0              | 0                | 0                         |
|   | American Indian/Alaskan Native                    | 46            | 1              | 0                | 0                         |
|   |   | 312           | 0              | 0                | 0                         |
|   | Native Hawaiian/Other Pacific Islander            | 1,979         | 8              | 0                | 0                         |
|   |   | 25,208        | 114            | 0                | 0                         |
|   | American Indian/Alaskan Native & White            | 7             | 0              | 0                | 0                         |
|   |   | 16            | 0              | 0                | 0                         |
|   | Asian & White                                     | 11            | 1              | 0                | 0                         |
|   |   | 40            | 0              | 0                | 0                         |
| Black/African American & White                    | 4   | 0             | 0              | 0                |                           |
|   | 10  | 0             | 0              | 0                |                           |
| Amer. Indian/Alaskan Native & Black/African Amer. | 3   | 0             | 0              | 0                |                           |
| Amer.   | 2   | 0             | 0              | 0                |                           |
| Other multi-racial                                | 552   | 242           | 0              | 0                |                           |
|   | 40,253  | 696           | 0              | 0                |                           |



U.S. Department of Housing and Urban Development  
 Office of Community Planning and Development  
 Integrated Disbursement and Information System  
 CDBG Summary of Accomplishments  
 Program Year: 2021

DATE: 09-03-22  
 TIME: 14:43  
 PAGE: 4

HAWAII COUNTY

| Housing-Non Housing | Race  | Total Hispanic |                  |     |    |
|---------------------|---|----------------|------------------|-----|----|
|                     |   | Total Persons  | Total Households |     |    |
| Non Housing         | Total Non Housing                                 | 126,397        | 1,283            | 0   | 0  |
| Grand Total         | White   | 659            | 14               | 158 | 4  |
|                     | Black/African American                            | 17,401         | 207              | 0   | 0  |
|                     | Asian   | 102            | 0                | 26  | 0  |
|                     | American Indian/Alaskan Native                    | 753            | 0                | 0   | 0  |
|                     | Native Hawaiian/Other Pacific Islander            | 168            | 0                | 42  | 0  |
|                     | American Indian/Alaskan Native & White            | 38,871         | 0                | 0   | 0  |
|                     | Asian & White                                     | 46             | 1                | 1   | 0  |
|                     | Black/African American & White                    | 312            | 0                | 0   | 0  |
|                     | Other multi-racial                                | 1,979          | 8                | 50  | 11 |
|                     | Total Grand Total                                 | 25,208         | 114              | 0   | 0  |
|                     | Amer. Indian/Alaskan Native & Black/African Amer. | 7              | 0                | 8   | 1  |
|                     | Other multi-racial                                | 16             | 0                | 0   | 0  |
|                     | Amer. Indian/Alaskan Native & Black/African Amer. | 11             | 1                | 0   | 0  |
|                     | Other multi-racial                                | 40             | 0                | 0   | 0  |
|                     | Amer. Indian/Alaskan Native & Black/African Amer. | 4              | 0                | 1   | 0  |
|                     | Other multi-racial                                | 10             | 0                | 0   | 0  |
|                     | Amer. Indian/Alaskan Native & Black/African Amer. | 3              | 0                | 1   | 0  |
|                     | Other multi-racial                                | 2              | 0                | 0   | 0  |
|                     | Amer. Indian/Alaskan Native & Black/African Amer. | 552            | 242              | 77  | 6  |
|                     | Other multi-racial                                | 40,253         | 696              | 0   | 0  |
|                     | Total Grand Total                                 | 126,397        | 1,283            | 364 | 22 |



HAWAII COUNTY

CDBG Beneficiaries by Income Category

|             | Income Levels         | Owner Occupied | Renter Occupied | Persons |
|-------------|-----------------------|----------------|-----------------|---------|
| Housing     | Extremely Low (<=30%) | 137            | 0               | 0       |
|             | Low (>30% and <=50%)  | 17             | 0               | 0       |
|             | Mod (>50% and <=80%)  | 2              | 0               | 0       |
|             | Total Low-Mod         | 156            | 0               | 0       |
|             | Non Low-Mod (>80%)    | 2              | 0               | 0       |
|             | Total Beneficiaries   | 158            | 0               | 0       |
| Non Housing | Extremely Low (<=30%) | 0              | 0               | 1,580   |
|             |                       | 0              | 0               | 12,308  |
|             | Low (>30% and <=50%)  | 0              | 0               | 217     |
|             |                       | 0              | 0               | 105,143 |
|             | Mod (>50% and <=80%)  | 0              | 0               | 99      |
|             |                       | 0              | 0               | 5,012   |
|             | Total Low-Mod         | 0              | 0               | 1,896   |
|             |                       | 0              | 0               | 122,463 |
|             | Non Low-Mod (>80%)    | 0              | 0               | 216     |
|             |                       | 0              | 0               | 34      |
|             | Total Beneficiaries   | 0              | 0               | 2,112   |
|             |                       | 0              | 0               | 122,497 |



Office of Community Planning and Development  
 U.S. Department of Housing and Urban Development  
 Integrated Disbursement and Information System  
 PR26 - CDBG Financial Summary Report  
 Program Year 2021  
 HAWAII COUNTY , HI

DATE: 09-03-22  
 TIME: 14:44  
 PAGE: 1

PART I: SUMMARY OF CDBG RESOURCES

|   |              |
|---|--------------|
| 01 UNEXPENDED CDBG FUNDS AT END OF PREVIOUS PROGRAM YEAR  | 0.00         |
| 02 ENTITLEMENT GRANT                                      | 2,739,143.00 |
| 03 SURPLUS URBAN RENEWAL                                  | 0.00         |
| 04 SECTION 108 GUARANTEED LOAN FUNDS                      | 0.00         |
| 05 CURRENT YEAR PROGRAM INCOME                            | 206,988.63   |
| 05a CURRENT YEAR SECTION 108 PROGRAM INCOME (FOR SI TYPE) | 0.00         |
| 06 FUNDS RETURNED TO THE LINE-OF-CREDIT                   | 0.00         |
| 06a FUNDS RETURNED TO THE LOCAL CDBG ACCOUNT              | 0.00         |
| 07 ADJUSTMENT TO COMPUTE TOTAL AVAILABLE                  | 0.00         |
| 08 TOTAL AVAILABLE (SUM, LINES 01-07)                     | 2,946,131.63 |

PART II: SUMMARY OF CDBG EXPENDITURES

|  |              |
|--|--------------|
| 09 DISBURSEMENTS OTHER THAN SECTION 108 REPAYMENTS AND PLANNING/ADMINISTRATION | 2,074,491.91 |
| 10 ADJUSTMENT TO COMPUTE TOTAL AMOUNT SUBJECT TO LOW/MOD BENEFIT               | 0.00         |
| 11 AMOUNT SUBJECT TO LOW/MOD BENEFIT (LINE 09 + LINE 10)                       | 2,074,491.91 |
| 12 DISBURSED IN IDIS FOR PLANNING/ADMINISTRATION                               | 538,689.74   |
| 13 DISBURSED IN IDIS FOR SECTION 108 REPAYMENTS                                | 0.00         |
| 14 ADJUSTMENT TO COMPUTE TOTAL EXPENDITURES                                    | 0.00         |
| 15 TOTAL EXPENDITURES (SUM, LINES 11-14)                                       | 2,613,181.65 |
| 16 UNEXPENDED BALANCE (LINE 08 - LINE 15)                                      | 332,949.98   |

PART III: LOWMOD BENEFIT THIS REPORTING PERIOD

|  |              |
|--|--------------|
| 17 EXPENDED FOR LOW/MOD HOUSING IN SPECIAL AREAS | 0.00         |
| 18 EXPENDED FOR LOW/MOD MULTI-UNIT HOUSING       | 0.00         |
| 19 DISBURSED FOR OTHER LOW/MOD ACTIVITIES        | 1,895,463.65 |
| 20 ADJUSTMENT TO COMPUTE TOTAL LOW/MOD CREDIT    | 0.00         |
| 21 TOTAL LOW/MOD CREDIT (SUM, LINES 17-20)       | 1,895,463.65 |
| 22 PERCENT LOW/MOD CREDIT (LINE 21/LINE 11)      | 91.37%       |

LOW/MOD BENEFIT FOR MULTI-YEAR CERTIFICATIONS

|   |             |
|---|-------------|
| 23 PROGRAM YEARS(PY) COVERED IN CERTIFICATION                         | PY: PY: PY: |
| 24 CUMULATIVE NET EXPENDITURES SUBJECT TO LOW/MOD BENEFIT CALCULATION | 0.00        |
| 25 CUMULATIVE EXPENDITURES BENEFITING LOW/MOD PERSONS                 | 0.00        |
| 26 PERCENT BENEFIT TO LOW/MOD PERSONS (LINE 25/LINE 24)               | 0.00%       |

PART IV: PUBLIC SERVICE (PS) CAP CALCULATIONS

|   |              |
|---|--------------|
| 27 DISBURSED IN IDIS FOR PUBLIC SERVICES                        | 0.00         |
| 28 PS UNLIQUIDATED OBLIGATIONS AT END OF CURRENT PROGRAM YEAR   | 0.00         |
| 29 PS UNLIQUIDATED OBLIGATIONS AT END OF PREVIOUS PROGRAM YEAR  | 0.00         |
| 30 ADJUSTMENT TO COMPUTE TOTAL PS OBLIGATIONS                   | 0.00         |
| 31 TOTAL PS OBLIGATIONS (LINE 27 + LINE 28 - LINE 29 + LINE 30) | 0.00         |
| 32 ENTITLEMENT GRANT  | 2,739,143.00 |
| 33 PRIOR YEAR PROGRAM INCOME                                    | 81,860.36    |
| 34 ADJUSTMENT TO COMPUTE TOTAL SUBJECT TO PS CAP                | 0.00         |
| 35 TOTAL SUBJECT TO PS CAP (SUM, LINES 32-34)                   | 2,821,003.36 |
| 36 PERCENT FUNDS OBLIGATED FOR PS ACTIVITIES (LINE 31/LINE 35)  | 0.00%        |

PART V: PLANNING AND ADMINISTRATION (PA) CAP

|  |              |
|--|--------------|
| 37 DISBURSED IN IDIS FOR PLANNING/ADMINISTRATION               | 538,689.74   |
| 38 PA UNLIQUIDATED OBLIGATIONS AT END OF CURRENT PROGRAM YEAR  | 0.00         |
| 39 PA UNLIQUIDATED OBLIGATIONS AT END OF PREVIOUS PROGRAM YEAR | 0.00         |
| 40 ADJUSTMENT TO COMPUTE TOTAL PA OBLIGATIONS                  | 0.00         |
| 41 TOTAL PA OBLIGATIONS (LINE 37 + LINE 38 - LINE 39 +LINE 40) | 538,689.74   |
| 42 ENTITLEMENT GRANT   | 2,739,143.00 |
| 43 CURRENT YEAR PROGRAM INCOME                                 | 206,988.63   |
| 44 ADJUSTMENT TO COMPUTE TOTAL SUBJECT TO PA CAP               | 0.00         |
| 45 TOTAL SUBJECT TO PA CAP (SUM, LINES 42-44)                  | 2,946,131.63 |
| 46 PERCENT FUNDS OBLIGATED FOR PA ACTIVITIES (LINE 41/LINE 45) | 18.28%       |



Office of Community Planning and Development  
 U.S. Department of Housing and Urban Development  
 Integrated Disbursement and Information System  
 PR26 - CDBG Financial Summary Report  
 Program Year 2021  
 HAWAII COUNTY , HI

DATE: 09-03-22  
 TIME: 14:44  
 PAGE: 2

LINE 17 DETAIL: ACTIVITIES TO CONSIDER IN DETERMINING THE AMOUNT TO ENTER ON LINE 17

Report returned no data.

LINE 18 DETAIL: ACTIVITIES TO CONSIDER IN DETERMINING THE AMOUNT TO ENTER ON LINE 18

| Plan Year    | IDIS Project | IDIS Activity | Activity Name  | Matrix Code | National Objective | Drawn Amount      |
|--------------|--------------|---------------|--|-------------|--------------------|-------------------|
| 2018         | 2            | 202           | BHC -18 - Kulaimano Elderly Housing Complex Environmental Hazard Management Plan | 14B         | LMH                | \$4,562.50        |
|              |              |               |  |             |                    | \$4,562.50        |
| <b>Total</b> |              |               |  |             |                    | <b>\$4,562.50</b> |

LINE 19 DETAIL: ACTIVITIES INCLUDED IN THE COMPUTATION OF LINE 19

| Plan Year    | IDIS Project | IDIS Activity | Voucher Number | Activity Name   | Matrix Code | National Objective | Drawn Amount          |
|--------------|--------------|---------------|----------------|---|-------------|--------------------|-----------------------|
| 2018         | 3            | 187           | 6535566        | BHC18-Hale Maluhia Men's Shelter - Roof and ADA Improvements                      | 03C         | LMC                | \$704.07              |
| 2018         | 3            | 187           | 6557980        | BHC18-Hale Maluhia Men's Shelter - Roof and ADA Improvements                      | 03C         | LMC                | \$2,331.19            |
| 2018         | 3            | 187           | 6571851        | BHC18-Hale Maluhia Men's Shelter - Roof and ADA Improvements                      | 03C         | LMC                | \$1,515.69            |
| 2018         | 4            | 188           | 6557980        | BHC18-Kiheiupua Family Shelter - Design Roof and Kitchen Renovations              | 03C         | LMC                | \$2,522.67            |
| 2018         | 4            | 188           | 6664501        | BHC18-Kiheiupua Family Shelter - Design Roof and Kitchen Renovations              | 03C         | LMC                | \$1,297.05            |
| 2019         | 3            | 197           | 6599235        | BHC19- West Hawaii Homeless Emergency Shelter Improvements                        | 03C         | LMC                | \$86,706.00           |
| 2019         | 3            | 197           | 6611004        | BHC19- West Hawaii Homeless Emergency Shelter Improvements                        | 03C         | LMC                | \$33,918.00           |
| 2019         | 3            | 197           | 6624589        | BHC19- West Hawaii Homeless Emergency Shelter Improvements                        | 03C         | LMC                | \$679,095.00          |
| 2019         | 3            | 197           | 6664501        | BHC19- West Hawaii Homeless Emergency Shelter Improvements                        | 03C         | LMC                | \$71,613.00           |
| 2019         | 3            | 197           | 6667377        | BHC19- West Hawaii Homeless Emergency Shelter Improvements                        | 03C         | LMC                | \$55,838.00           |
| 2020         | 2            | 215           | 6546177        | BHC20 - Kiheiupua Emergency Shelter - Certified Kitchen                           | 03C         | LMC                | \$123,741.33          |
| 2020         | 2            | 215           | 6553942        | BHC20 - Kiheiupua Emergency Shelter - Certified Kitchen                           | 03C         | LMC                | \$33,220.15           |
| 2020         | 2            | 215           | 6593676        | BHC20 - Kiheiupua Emergency Shelter - Certified Kitchen                           | 03C         | LMC                | \$6,527.32            |
| 2020         | 2            | 215           | 6624589        | BHC20 - Kiheiupua Emergency Shelter - Certified Kitchen                           | 03C         | LMC                | \$72,443.31           |
| 2020         | 4            | 213           | 6546177        | BHC20 - Hale Maluhia Emergency Shelter - Accessibility Improvements               | 03C         | LMC                | \$126,020.46          |
| 2020         | 4            | 213           | 6553942        | BHC20 - Hale Maluhia Emergency Shelter - Accessibility Improvements               | 03C         | LMC                | \$34,771.13           |
| 2020         | 4            | 213           | 6599235        | BHC20 - Hale Maluhia Emergency Shelter - Accessibility Improvements               | 03C         | LMC                | \$45,003.07           |
|              |              |               |                |   |             | Matrix Code        | \$1,377,267.44        |
| 2021         | 1            | 219           | 6557980        | BCH21 - Ulu Wini Low Income Housing Wastewater Treatment Facility Equipment Parts | 03H         | LMC                | \$169,449.00          |
|              |              |               |                |   |             | Matrix Code        | \$169,449.00          |
| 2020         | 1            | 208           | 6521674        | BHC20- Mental Health Kokua - Facility Sewer Connection                            | 03J         | LMC                | \$25,358.30           |
| 2020         | 1            | 208           | 6571851        | BHC20- Mental Health Kokua - Facility Sewer Connection                            | 03J         | LMC                | \$24,102.00           |
| 2020         | 1            | 208           | 6597052        | BHC20- Mental Health Kokua - Facility Sewer Connection                            | 03J         | LMC                | \$14,500.00           |
| 2020         | 1            | 208           | 6599235        | BHC20- Mental Health Kokua - Facility Sewer Connection                            | 03J         | LMC                | \$39,734.00           |
| 2020         | 1            | 208           | 6638832        | BHC20- Mental Health Kokua - Facility Sewer Connection                            | 03J         | LMC                | \$19,234.00           |
| 2020         | 1            | 208           | 6650992        | BHC20- Mental Health Kokua - Facility Sewer Connection                            | 03J         | LMC                | \$57,534.00           |
| 2020         | 1            | 208           | 6664501        | BHC20- Mental Health Kokua - Facility Sewer Connection                            | 03J         | LMC                | \$765.26              |
| 2021         | 1            | 220           | 6567717        | BCH21 - Ulu Wini Low Income Housing Wastewater Treatment Plant Design             | 03J         | LMC                | \$83,500.00           |
| 2021         | 1            | 220           | 6571851        | BCH21 - Ulu Wini Low Income Housing Wastewater Treatment Plant Design             | 03J         | LMC                | \$54,000.00           |
| 2021         | 1            | 220           | 6581607        | BCH21 - Ulu Wini Low Income Housing Wastewater Treatment Plant Design             | 03J         | LMC                | \$8,000.00            |
|              |              |               |                |   |             | Matrix Code        | \$326,727.56          |
| 2017         | 3            | 181           | 6593676        | BHC17-Kulaimano Elderly Renovation Design   | 03Z         | LMC                | \$20,404.65           |
| 2019         | 3            | 198           | 6560683        | BHC-19 West Hawaii Homeless Shelter Improvements - Design                         | 03Z         | LMC                | \$1,615.00            |
|              |              |               |                |   |             | Matrix Code        | \$22,019.65           |
| <b>Total</b> |              |               |                |   |             |                    | <b>\$1,895,463.65</b> |

LINE 27 DETAIL: ACTIVITIES INCLUDED IN THE COMPUTATION OF LINE 27

Report returned no data.

LINE 37 DETAIL: ACTIVITIES INCLUDED IN THE COMPUTATION OF LINE 37

| Plan Year | IDIS Project | IDIS Activity | Voucher Number | Activity Name  | Matrix Code | National Objective | Drawn Amount |
|-----------|--------------|---------------|----------------|--|-------------|--------------------|--------------|
| 2019      | 8            | 211           | 6535566        | BHC19 - CDBG Administration, Planning and Fair Housing | 21A         |                    | \$40,870.06  |
| 2019      | 8            | 211           | 6546186        | BHC19 - CDBG Administration, Planning and Fair Housing | 21A         |                    | \$38,833.76  |
| 2019      | 8            | 211           | 6557980        | BHC19 - CDBG Administration, Planning and Fair Housing | 21A         |                    | \$42,971.53  |
| 2019      | 8            | 211           | 6571851        | BHC19 - CDBG Administration, Planning and Fair Housing | 21A         |                    | \$43,155.60  |
| 2019      | 8            | 211           | 6581607        | BHC19 - CDBG Administration, Planning and Fair Housing | 21A         |                    | \$18,160.09  |
| 2019      | 8            | 211           | 6588128        | BHC19 - CDBG Administration, Planning and Fair Housing | 21A         |                    | \$3,520.80   |
| 2020      | 6            | 222           | 6581607        | BHC20 - CDBG Administration, Planning and Fair Housing | 21A         |                    | \$5,926.64   |
| 2020      | 6            | 222           | 6588128        | BHC20 - CDBG Administration, Planning and Fair Housing | 21A         |                    | \$42,976.15  |
| 2020      | 6            | 222           | 6601811        | BHC20 - CDBG Administration, Planning and Fair Housing | 21A         |                    | \$51,121.71  |
| 2020      | 6            | 222           | 6611004        | BHC20 - CDBG Administration, Planning and Fair Housing | 21A         |                    | \$47,571.21  |
| 2020      | 6            | 222           | 6624589        | BHC20 - CDBG Administration, Planning and Fair Housing | 21A         |                    | \$10,926.50  |
| 2020      | 6            | 222           | 6629844        | BHC20 - CDBG Administration, Planning and Fair Housing | 21A         |                    | \$21,680.89  |



Office of Community Planning and Development  
U.S. Department of Housing and Urban Development  
Integrated Disbursement and Information System  
PR26 - CDBG Financial Summary Report  
Program Year 2021  
HAWAII COUNTY , HI

DATE: 09-03-22  
TIME: 14:44  
PAGE: 3

| Plan Year | IDIS Project | IDIS Activity | Voucher Number | Activity Name  | Matrix Code | National Objective | Drawn Amount |
|-----------|--------------|---------------|----------------|--|-------------|--------------------|--------------|
| 2020      | 6            | 222           | 6629871        | BHC20 - CDBG Administration, Planning and Fair Housing | 21A         |                    | \$33,254.43  |
| 2020      | 6            | 222           | 6638832        | BHC20 - CDBG Administration, Planning and Fair Housing | 21A         |                    | \$50,645.63  |
| 2020      | 6            | 222           | 6650992        | BHC20 - CDBG Administration, Planning and Fair Housing | 21A         |                    | \$44,906.61  |
| 2020      | 6            | 222           | 6664501        | BHC20 - CDBG Administration, Planning and Fair Housing | 21A         |                    | \$42,168.13  |
| Total     |              |               |                |  |             |                    | \$538,689.74 |



U.S. Department of Housing and Urban Development  
 Office of Community Planning and Development  
 Integrated Disbursement and Information System

DATE: 09-03-22  
 TIME: 14:47  
 PAGE: 1

Status of Open Activities and Activities Completed/Cancelled in the Last Year Activities - State  
 HAWAII COUNTY, HI

IDIS - PR22

Note:  
 WAED - Written Agreement Execution Date  
 IFD - Initial Funding Date

| Recipient                          | Tenure Type | Activity Type    | IDIS Activity | Activity Address                       | Activity Status | Status Date | Total Home Units | Total HH Assisted | Commitment Date | Commitment Date Type | Committed Amount | Drawn Amount | PCT          |        |
|------------------------------------|-------------|------------------|---------------|--|-----------------|-------------|------------------|-------------------|-----------------|----------------------|------------------|--------------|--------------|--------|
| Habitat For Humanity Hawaii Island | Homebuyer   | NEW CONSTRUCTION | 654           | PO Box 4619 Kailua Kona, HI 96745-4619 | Open            | 07/27/2022  | 0                | 0                 | N/A             | 07/20/2020           | IFD              | \$451,221.00 | \$287,522.07 | 63.72% |



U.S. Department of Housing and Urban Development  
 Office of Community Planning and Development  
 Integrated Disbursement and Information System

DATE: 09-03-22  
 TIME: 14:48  
 PAGE: 1

Status of Open Activities and Activities Completed/Cancelled in the Last Year Activities - Entitlement  
 HAWAII COUNTY, HI

IDIS - PR22

Note:  
 WAED - Written Agreement Execution Date  
 IFD - Initial Funding Date

| Tenure Type                           | Activity Type                  | IDIS Activity | Activity Address                                | Activity Status | Status Date | Total Units | Home Units | Total HH Assisted | Commitment Date | Commitment Date Type | Committed Amount | Drawn Amount | PCT    |
|---------------------------------------|--------------------------------|---------------|---|-----------------|-------------|-------------|------------|-------------------|-----------------|----------------------|------------------|--------------|--------|
| Rental                                | NEW CONSTRUCTION               | 653           | 73-4577 Hina Lani Stret , Kailua-Kona HI, 96740 | Open            | 07/02/20    | 0           | 0          | N/A               | 07/02/20        | IFD                  | \$1,400,000.00   | \$0.00       | 0.00%  |
| Homebuyer                             | NEW CONSTRUCTION               | 654           | PO Box 4619 , Kailua Kona HI, 96745             | Open            | 07/27/22    | 0           | 0          | N/A               | 07/20/20        | IFD                  | \$451,221.00     | \$287,522.07 | 63.72% |
| Tenant-Based Rental Assistance (TBRA) | TENANT-BASED RENTAL ASSISTANCE | 648           | , ,   | Open            | 06/15/22    | N/A         | N/A        | 0                 | 10/02/19        | IFD                  | \$865,104.00     | \$605,022.92 | 69.94% |



U.S. Department of Housing and Urban Development  
 Office of Community Planning and Development  
 Integrated Disbursement and Information System  
 Status of HOME Activities - Non-Entitlement  
 HAWAII COUNTY, HI

DATE: 09-03-22  
 TIME: 14:51  
 PAGE: 1

IDIS - PR22

Note:  
 WAED - Written Agreement Execution Date  
 IFD - Initial Funding Date

| Tenure Type | Activity Type                    | IDIS Activity | Activity Address   | Activity Status | Status Date | Total Units | Home Units | Total HH Assisted | Commitment Date | Commitment Date Type | Committed Amount | Drawn Amount   | PCT     |
|-------------|----------------------------------|---------------|--|-----------------|-------------|-------------|------------|-------------------|-----------------|----------------------|------------------|----------------|---------|
| Rental      | NEW CONSTRUCTION                 | 97            | HUALALAI , KAILUA-KONA HI, 96740                           | Completed       | 06/24/02    | 36          | 2          | N/A               | 09/07/00        | IFD                  | \$100.00         | \$100.00       | 100.00% |
| Rental      | NEW CONSTRUCTION                 | 117           | TMK: 3/7-5-10: POR , KAILUA-KONA HI, 96740                 | Completed       | 06/24/02    | 36          | 5          | N/A               | 04/03/01        | IFD                  | \$614,084.00     | \$614,084.00   | 100.00% |
| Rental      | NEW CONSTRUCTION                 | 183           | MAMALAHOA HIGHWAY , KAMUELA HI, 96743                      | Completed       | 09/09/05    | 32          | 15         | N/A               | 06/30/03        | IFD                  | \$3,112,702.58   | \$3,112,702.58 | 100.00% |
| Rental      | NEW CONSTRUCTION                 | 264           | 2020 Kinoole St , Hilo HI, 96720                           | Completed       | 12/31/07    | 30          | 8          | N/A               | 01/27/06        | IFD                  | \$1,432,075.49   | \$1,432,075.49 | 100.00% |
| Rental      | NEW CONSTRUCTION                 | 265           | 75-260 Hualalai Rd , Kailua Kona HI, 96740                 | Completed       | 06/18/07    | 6           | 6          | N/A               | 01/27/06        | IFD                  | \$1,075,148.19   | \$1,075,148.19 | 100.00% |
| Rental      | NEW CONSTRUCTION                 | 318           | HINALANI STREET , KAILUA KONA HI, 96740                    | Canceled        | 01/23/09    | 0           | 0          | N/A               | 02/14/08        | IFD                  | \$0.00           | \$0.00         | 0.00%   |
| Rental      | NEW CONSTRUCTION                 | 327           | AINAKEA, NORTH KOHALA , KAPAAU HI, 96755                   | Completed       | 03/11/10    | 30          | 5          | N/A               | 04/03/08        | IFD                  | \$949,862.21     | \$949,862.21   | 100.00% |
| Rental      | NEW CONSTRUCTION                 | 487           | 100 Hina Lani Street , Kona HI, 96740                      | Canceled        | 05/30/12    | 0           | 0          | N/A               | 06/14/11        | IFD                  | \$0.00           | \$0.00         | 0.00%   |
| Rental      | NEW CONSTRUCTION                 | 504           | 555 Kupuna PI , Hilo HI, 96720                             | Completed       | 06/24/16    | 60          | 7          | N/A               | 03/22/12        | WAED                 | \$994,441.00     | \$994,441.00   | 100.00% |
| Rental      | NEW CONSTRUCTION                 | 506           | 100 Hina Lani Street , Kona HI, 96740                      | Completed       | 08/29/13    | 36          | 2          | N/A               | 06/15/12        | IFD                  | \$235,946.21     | \$235,946.21   | 100.00% |
| Rental      | NEW CONSTRUCTION                 | 540           | 73-4168 Ulu Wini PI , Kailua Kona HI, 96740                | Completed       | 11/07/14    | 10          | 10         | N/A               | 11/01/13        | IFD                  | \$1,964,279.00   | \$1,964,279.00 | 100.00% |
| Rental      | NEW CONSTRUCTION                 | 579           | 565 Kupuna PI , Hilo HI, 96720                             | Completed       | 06/22/18    | 14          | 14         | N/A               | 03/18/16        | IFD                  | \$2,154,702.19   | \$2,154,702.19 | 100.00% |
| Rental      | NEW CONSTRUCTION                 | 653           | 73-4577 Hina Lani Strret , Kailua-Kona HI, 96740           | Open            | 07/02/20    | 0           | 0          | N/A               | 07/02/20        | IFD                  | \$1,400,000.00   | \$0.00         | 0.00%   |
| Rental      | REHABILITATION                   | 101           | 485 Laukapu St , Hilo HI, 96720                            | Completed       | 09/16/04    | 4           | 4          | N/A               | 08/14/00        | IFD                  | \$318,758.55     | \$318,758.55   | 100.00% |
| Rental      | REHABILITATION                   | 118           | 485 Laukapu St , Hilo HI, 96720                            | Completed       | 09/16/04    | 4           | 4          | N/A               | 05/14/01        | IFD                  | \$355,388.28     | \$355,388.28   | 100.00% |
| Rental      | ACQUISITION AND REHABILITATION   | 27            | 189 S Wilder Rd , Hilo HI, 96720                           | Completed       | 05/14/98    | 1           | 1          | N/A               | 05/02/00        | IFD                  | \$136,306.01     | \$136,306.01   | 100.00% |
| Rental      | ACQUISITION AND REHABILITATION   | 28            | 1495 Kuleana PI , Hilo HI, 96720                           | Completed       | 05/14/98    | 1           | 1          | N/A               | 05/02/00        | IFD                  | \$140,817.25     | \$140,817.25   | 100.00% |
| Rental      | ACQUISITION AND NEW CONSTRUCTION | 11            | 75-256 Hualalai Rd , Kailua Kona HI, 96740                 | Completed       | 11/04/99    | 30          | 29         | N/A               | 05/02/00        | IFD                  | \$758,640.44     | \$758,640.44   | 100.00% |
| Rental      | ACQUISITION AND NEW CONSTRUCTION | 96            | HAMAKUA DISTRICT , HAMAKUA HI, 96775                       | Canceled        | 05/21/02    | 0           | 1          | N/A               | 09/07/00        | IFD                  | \$0.00           | \$0.00         | 0.00%   |
| Homebuyer   | NEW CONSTRUCTION                 | 7             | KALAOA VIEW ESTATES SUB-DIVISION , KALAOA HI, 96740        | Completed       | 12/08/98    | 19          | 19         | N/A               | 05/02/00        | IFD                  | \$850,000.00     | \$850,000.00   | 100.00% |
| Homebuyer   | NEW CONSTRUCTION                 | 10            | TMK (3) 5-5-8: 48 , NORTH KOHALA HI, 96740                 | Completed       | 01/01/01    | 21          | 1          | N/A               | 05/02/00        | IFD                  | \$64,293.27      | \$64,293.27    | 100.00% |
| Homebuyer   | NEW CONSTRUCTION                 | 442           | N. Kulani Road , Mt. View HI, 96771                        | Completed       | 01/05/12    | 8           | 8          | N/A               | 11/20/09        | IFD                  | \$250,000.00     | \$250,000.00   | 100.00% |
| Homebuyer   | NEW CONSTRUCTION                 | 443           | North Kohala , Hawi HI, 96719                              | Canceled        | 12/09/09    | 0           | 0          | N/A               | 11/20/09        | IFD                  | \$0.00           | \$0.00         | 0.00%   |
| Homebuyer   | NEW CONSTRUCTION                 | 447           | 55-466 Kumakua Street 3/5-5-019-014 , Kapaa HI, 96755      | Completed       | 02/11/12    | 10          | 10         | N/A               | 12/08/09        | IFD                  | \$200,000.00     | \$200,000.00   | 100.00% |
| Homebuyer   | NEW CONSTRUCTION                 | 457           | Kumakua Subdivision Phase 2B North Kohala , Hawi HI, 96719 | Completed       | 12/20/12    | 7           | 7          | N/A               | 07/19/10        | IFD                  | \$231,000.00     | \$231,000.00   | 100.00% |
| Homebuyer   | NEW CONSTRUCTION                 | 539           | Hawaiian Paradise Park , Keaau HI, 96749                   | Completed       | 03/27/14    | 10          | 10         | N/A               | 10/03/13        | IFD                  | \$62,000.00      | \$62,000.00    | 100.00% |



U.S. Department of Housing and Urban Development  
 Office of Community Planning and Development  
 Integrated Disbursement and Information System  
 Status of HOME Activities - Non-Entitlement  
 HAWAII COUNTY, HI

DATE: 09-03-22  
 TIME: 14:51  
 PAGE: 2

IDIS - PR22

Note:  
 WAED - Written Agreement Execution Date  
 IFD - Initial Funding Date

| Tenure Type                           | Activity Type                    | IDIS Activity | Activity Address   | Activity Status | Status Date | Total Units | Home Units | Total HH Assisted | Commitment Date | Commitment Date Type | Committed Amount | Drawn Amount | PCT     |
|---------------------------------------|----------------------------------|---------------|--|-----------------|-------------|-------------|------------|-------------------|-----------------|----------------------|------------------|--------------|---------|
| Homebuyer                             | NEW CONSTRUCTION                 | 549           | Pauma Place , Waikoloa HI, 96738   | Canceled        | 05/17/16    | 4           | 4          | N/A               | 06/30/14        | IFD                  | \$0.00           | \$0.00       | 0.00%   |
| Homebuyer                             | NEW CONSTRUCTION                 | 577           | 15-1455 14th Ave , Keaau HI, 96749   | Completed       | 06/13/16    | 10          | 3          | N/A               | 10/30/15        | IFD                  | \$70,848.00      | \$70,848.00  | 100.00% |
| Homebuyer                             | NEW CONSTRUCTION                 | 581           | 55-423 Hooko Street , Hawi HI, 96719   | Completed       | 03/30/17    | 8           | 2          | N/A               | 05/12/16        | IFD                  | \$83,848.00      | \$83,848.00  | 100.00% |
| Homebuyer                             | NEW CONSTRUCTION                 | 654           | PO Box 4619 , Kailua Kona HI, 96745  | Open            | 07/27/22    | 0           | 0          | N/A               | 07/20/20        | IFD                  | \$451,221.00     | \$287,522.07 | 63.72%  |
| Homebuyer                             | ACQUISITION ONLY                 | 227           | 1990 Kinoole St , Hilo HI, 96720   | Completed       | 04/08/10    | 11          | 11         | N/A               | 04/01/05        | IFD                  | \$127,468.12     | \$127,468.12 | 100.00% |
| Homebuyer                             | ACQUISITION ONLY                 | 293           | County of Hawaii, Islandwide administered by County Housing Agency 50 Wailuku Drive, Hilo HI, 96720            | Completed       | 11/08/10    | 3           | 3          | N/A               | 06/20/07        | WAED                 | \$10,756.00      | \$10,756.00  | 100.00% |
| Homebuyer                             | ACQUISITION ONLY                 | 325           | COUNTY OF HAWAII, Island wide administered by Hawaii County Housing Agency 1990 Kinoole Street, Hilo HI, 96720 | Completed       | 11/08/10    | 1           | 1          | N/A               | 04/01/08        | IFD                  | \$10,756.00      | \$10,756.00  | 100.00% |
| Homebuyer                             | ACQUISITION ONLY                 | 368           | 16-439 Orchid Land Drive , Keaau HI, 96749   | Completed       | 12/12/11    | 1           | 1          | N/A               | 02/11/09        | IFD                  | \$4,484.21       | \$4,484.21   | 100.00% |
| Homebuyer                             | ACQUISITION ONLY                 | 454           | address , city HI, 96720   | Completed       | 12/21/12    | 1           | 1          | N/A               | 04/16/10        | IFD                  | \$6,153.67       | \$6,153.67   | 100.00% |
| Homebuyer                             | ACQUISITION AND NEW CONSTRUCTION | 9             | TMK: 3RD/6-2-15-3 , SOUTH KOHALA HI, 96740   | Completed       | 01/01/01    | 40          | 10         | N/A               | 05/02/00        | IFD                  | \$828,378.99     | \$828,378.99 | 100.00% |
| Homebuyer                             | ACQUISITION AND NEW CONSTRUCTION | 95            | TMK: (3)/5-5-8: 48 , NORTH KOHALA HI, 96719  | Completed       | 06/20/03    | 21          | 4          | N/A               | 09/07/00        | IFD                  | \$609,784.29     | \$609,784.29 | 100.00% |
| Homebuyer                             | ACQUISITION AND NEW CONSTRUCTION | 98            | TMK: 3/5-5-8: 48 , NORTH KOHALA HI, 96740  | Completed       | 06/20/03    | 21          | 4          | N/A               | 09/07/00        | IFD                  | \$132,598.28     | \$132,598.28 | 100.00% |
| Homebuyer                             | ACQUISITION AND NEW CONSTRUCTION | 184           | Unknown , Unknown HI, 99999  | Canceled        | 07/20/05    | 0           | 8          | N/A               | 06/30/03        | IFD                  | \$0.00           | \$0.00       | 0.00%   |
| Homebuyer                             | ACQUISITION AND NEW CONSTRUCTION | 290           | TMK: 3/1-8-071-095 , MT VIEW HI, 96771   | Completed       | 01/13/09    | 10          | 10         | N/A               | 06/21/07        | IFD                  | \$182,721.46     | \$182,721.46 | 100.00% |
| Homebuyer                             | ACQUISITION AND NEW CONSTRUCTION | 291           | TMK: 3/5-5-008-046 , HAWI HI, 96719  | Completed       | 04/22/10    | 10          | 10         | N/A               | 06/21/07        | IFD                  | \$200,000.00     | \$200,000.00 | 100.00% |
| Homebuyer                             | ACQUISITION AND NEW CONSTRUCTION | 505           | 15-1674 12th Avenue , Keaau HI, 96749  | Completed       | 04/25/13    | 9           | 9          | N/A               | 05/10/12        | IFD                  | \$200,000.00     | \$200,000.00 | 100.00% |
| Homeowner Rehab                       | REHABILITATION                   | 29            | 1051 HOLIDAY ROAD , PAHOA HI, 96778  | Completed       | 06/01/01    | 7           | 7          | N/A               | 05/02/00        | IFD                  | \$64,843.57      | \$64,843.57  | 100.00% |
| Tenant-Based Rental Assistance (TBRA) | TENANT-BASED RENTAL ASSISTANCE   | 30            | , ,  | Completed       | 01/01/01    | N/A         | N/A        | 1                 | 05/15/97        | IFD                  | \$5,600.00       | \$5,600.00   | 100.00% |
| Tenant-Based Rental Assistance (TBRA) | TENANT-BASED RENTAL ASSISTANCE   | 31            | , ,  | Completed       | 01/01/01    | N/A         | N/A        | 1                 | 05/27/97        | IFD                  | \$16,552.50      | \$16,552.50  | 100.00% |
| Tenant-Based Rental Assistance (TBRA) | TENANT-BASED RENTAL ASSISTANCE   | 32            | , ,  | Completed       | 01/01/01    | N/A         | N/A        | 1                 | 07/07/97        | IFD                  | \$96,513.30      | \$96,513.30  | 100.00% |
| Tenant-Based Rental Assistance (TBRA) | TENANT-BASED RENTAL ASSISTANCE   | 33            | , ,  | Completed       | 01/01/01    | N/A         | N/A        | 2                 | 08/22/97        | IFD                  | \$6,231.90       | \$6,231.90   | 100.00% |



U.S. Department of Housing and Urban Development  
 Office of Community Planning and Development  
 Integrated Disbursement and Information System  
 Status of HOME Activities - Non-Entitlement  
 HAWAII COUNTY, HI

DATE: 09-03-22  
 TIME: 14:51  
 PAGE: 3

IDIS - PR22

Note:  
 WAED - Written Agreement Execution Date  
 IFD - Initial Funding Date

| Tenure Type                           | Activity Type                  | IDIS Activity | Activity Address | Activity Status | Status Date | Total Units | Home Units | Total HH Assisted | Commitment Date | Commitment Date Type | Committed Amount | Drawn Amount | PCT     |
|---------------------------------------|--------------------------------|---------------|------------------|-----------------|-------------|-------------|------------|-------------------|-----------------|----------------------|------------------|--------------|---------|
| Tenant-Based Rental Assistance (TBRA) | TENANT-BASED RENTAL ASSISTANCE | 34            | , ,              | Completed       | 01/01/01    | N/A         | N/A        | 37                | 08/22/97        | IFD                  | \$138,386.86     | \$138,386.86 | 100.00% |
| Tenant-Based Rental Assistance (TBRA) | TENANT-BASED RENTAL ASSISTANCE | 35            | , ,              | Completed       | 01/01/01    | N/A         | N/A        | 23                | 08/22/97        | IFD                  | \$82,215.52      | \$82,215.52  | 100.00% |
| Tenant-Based Rental Assistance (TBRA) | TENANT-BASED RENTAL ASSISTANCE | 36            | , ,              | Completed       | 01/01/01    | N/A         | N/A        | 13                | 09/23/97        | IFD                  | \$50,597.61      | \$50,597.61  | 100.00% |
| Tenant-Based Rental Assistance (TBRA) | TENANT-BASED RENTAL ASSISTANCE | 37            | , ,              | Completed       | 01/01/01    | N/A         | N/A        | 11                | 10/28/97        | IFD                  | \$50,467.14      | \$50,467.14  | 100.00% |
| Tenant-Based Rental Assistance (TBRA) | TENANT-BASED RENTAL ASSISTANCE | 38            | , ,              | Completed       | 01/01/01    | N/A         | N/A        | 4                 | 01/20/98        | IFD                  | \$13,095.70      | \$13,095.70  | 100.00% |
| Tenant-Based Rental Assistance (TBRA) | TENANT-BASED RENTAL ASSISTANCE | 39            | , ,              | Completed       | 01/01/01    | N/A         | N/A        | 5                 | 02/12/98        | IFD                  | \$23,552.17      | \$23,552.17  | 100.00% |
| Tenant-Based Rental Assistance (TBRA) | TENANT-BASED RENTAL ASSISTANCE | 40            | , ,              | Completed       | 01/01/01    | N/A         | N/A        | 10                | 02/12/98        | IFD                  | \$42,354.92      | \$42,354.92  | 100.00% |
| Tenant-Based Rental Assistance (TBRA) | TENANT-BASED RENTAL ASSISTANCE | 41            | , ,              | Completed       | 01/01/01    | N/A         | N/A        | 17                | 02/24/98        | IFD                  | \$71,454.66      | \$71,454.66  | 100.00% |
| Tenant-Based Rental Assistance (TBRA) | TENANT-BASED RENTAL ASSISTANCE | 42            | , ,              | Completed       | 01/01/01    | N/A         | N/A        | 14                | 03/23/98        | IFD                  | \$71,942.72      | \$71,942.72  | 100.00% |
| Tenant-Based Rental Assistance (TBRA) | TENANT-BASED RENTAL ASSISTANCE | 43            | , ,              | Completed       | 01/01/01    | N/A         | N/A        | 8                 | 05/14/98        | IFD                  | \$43,383.36      | \$43,383.36  | 100.00% |
| Tenant-Based Rental Assistance (TBRA) | TENANT-BASED RENTAL ASSISTANCE | 44            | , ,              | Completed       | 01/01/01    | N/A         | N/A        | 6                 | 05/22/98        | IFD                  | \$28,004.87      | \$28,004.87  | 100.00% |
| Tenant-Based Rental Assistance (TBRA) | TENANT-BASED RENTAL ASSISTANCE | 45            | , ,              | Completed       | 01/01/01    | N/A         | N/A        | 16                | 06/25/98        | IFD                  | \$62,331.30      | \$62,331.30  | 100.00% |
| Tenant-Based Rental Assistance (TBRA) | TENANT-BASED RENTAL ASSISTANCE | 46            | , ,              | Completed       | 01/01/01    | N/A         | N/A        | 10                | 07/21/98        | IFD                  | \$38,603.69      | \$38,603.69  | 100.00% |
| Tenant-Based Rental Assistance (TBRA) | TENANT-BASED RENTAL ASSISTANCE | 47            | , ,              | Completed       | 01/01/01    | N/A         | N/A        | 10                | 09/10/98        | IFD                  | \$34,823.53      | \$34,823.53  | 100.00% |
| Tenant-Based Rental Assistance (TBRA) | TENANT-BASED RENTAL ASSISTANCE | 48            | , ,              | Completed       | 01/01/01    | N/A         | N/A        | 13                | 09/28/98        | IFD                  | \$40,974.40      | \$40,974.40  | 100.00% |
| Tenant-Based Rental Assistance (TBRA) | TENANT-BASED RENTAL ASSISTANCE | 49            | , ,              | Completed       | 01/01/01    | N/A         | N/A        | 5                 | 11/04/98        | IFD                  | \$12,070.83      | \$12,070.83  | 100.00% |
| Tenant-Based Rental Assistance (TBRA) | TENANT-BASED RENTAL ASSISTANCE | 50            | , ,              | Completed       | 01/01/01    | N/A         | N/A        | 12                | 11/27/98        | IFD                  | \$31,661.70      | \$31,661.70  | 100.00% |
| Tenant-Based Rental Assistance (TBRA) | TENANT-BASED RENTAL ASSISTANCE | 51            | , ,              | Completed       | 01/01/01    | N/A         | N/A        | 16                | 01/29/99        | IFD                  | \$14,764.10      | \$14,764.10  | 100.00% |
| Tenant-Based Rental Assistance (TBRA) | TENANT-BASED RENTAL ASSISTANCE | 52            | , ,              | Completed       | 01/01/01    | N/A         | N/A        | 23                | 01/29/99        | IFD                  | \$38,494.87      | \$38,494.87  | 100.00% |



U.S. Department of Housing and Urban Development  
 Office of Community Planning and Development  
 Integrated Disbursement and Information System  
 Status of HOME Activities - Non-Entitlement  
 HAWAII COUNTY, HI

DATE: 09-03-22  
 TIME: 14:51  
 PAGE: 4

IDIS - PR22

Note:  
 WAED - Written Agreement Execution Date  
 IFD - Initial Funding Date

| Tenure Type                           | Activity Type                  | IDIS Activity | Activity Address | Activity Status | Status Date | Total Units | Home Units | Total HH Assisted | Commitment Date | Commitment Date Type | Committed Amount | Drawn Amount   | PCT     |
|---------------------------------------|--------------------------------|---------------|------------------|-----------------|-------------|-------------|------------|-------------------|-----------------|----------------------|------------------|----------------|---------|
| Tenant-Based Rental Assistance (TBRA) | TENANT-BASED RENTAL ASSISTANCE | 53            | , ,              | Completed       | 01/01/01    | N/A         | N/A        | 20                | 02/22/99        | IFD                  | \$49,640.47      | \$49,640.47    | 100.00% |
| Tenant-Based Rental Assistance (TBRA) | TENANT-BASED RENTAL ASSISTANCE | 54            | , ,              | Completed       | 01/01/01    | N/A         | N/A        | 17                | 04/07/99        | IFD                  | \$24,824.37      | \$24,824.37    | 100.00% |
| Tenant-Based Rental Assistance (TBRA) | TENANT-BASED RENTAL ASSISTANCE | 55            | , ,              | Completed       | 01/01/01    | N/A         | N/A        | 12                | 05/11/99        | IFD                  | \$19,292.00      | \$19,292.00    | 100.00% |
| Tenant-Based Rental Assistance (TBRA) | TENANT-BASED RENTAL ASSISTANCE | 56            | , ,              | Completed       | 01/01/01    | N/A         | N/A        | 14                | 05/02/00        | IFD                  | \$42,912.13      | \$42,912.13    | 100.00% |
| Tenant-Based Rental Assistance (TBRA) | TENANT-BASED RENTAL ASSISTANCE | 57            | , ,              | Completed       | 01/01/01    | N/A         | N/A        | 7                 | 05/02/00        | IFD                  | \$21,008.00      | \$21,008.00    | 100.00% |
| Tenant-Based Rental Assistance (TBRA) | TENANT-BASED RENTAL ASSISTANCE | 58            | , ,              | Completed       | 01/01/01    | N/A         | N/A        | 17                | 05/02/00        | IFD                  | \$36,474.45      | \$36,474.45    | 100.00% |
| Tenant-Based Rental Assistance (TBRA) | TENANT-BASED RENTAL ASSISTANCE | 59            | , ,              | Completed       | 01/01/01    | N/A         | N/A        | 16                | 05/02/00        | IFD                  | \$157,385.37     | \$157,385.37   | 100.00% |
| Tenant-Based Rental Assistance (TBRA) | TENANT-BASED RENTAL ASSISTANCE | 60            | , ,              | Completed       | 01/01/01    | N/A         | N/A        | 30                | 05/02/00        | IFD                  | \$121,735.28     | \$121,735.28   | 100.00% |
| Tenant-Based Rental Assistance (TBRA) | TENANT-BASED RENTAL ASSISTANCE | 99            | , ,              | Completed       | 07/09/03    | N/A         | N/A        | 2                 | 10/18/01        | IFD                  | \$17,074.46      | \$17,074.46    | 100.00% |
| Tenant-Based Rental Assistance (TBRA) | TENANT-BASED RENTAL ASSISTANCE | 100           | , ,              | Canceled        | 06/25/03    | N/A         | N/A        | 1                 | 08/14/00        | IFD                  | \$0.00           | \$0.00         | 0.00%   |
| Tenant-Based Rental Assistance (TBRA) | TENANT-BASED RENTAL ASSISTANCE | 116           | , ,              | Completed       | 12/31/07    | N/A         | N/A        | 186               | 05/15/01        | IFD                  | \$871,892.14     | \$871,892.14   | 100.00% |
| Tenant-Based Rental Assistance (TBRA) | TENANT-BASED RENTAL ASSISTANCE | 294           | , ,              | Completed       | 11/04/10    | N/A         | N/A        | 183               | 06/21/07        | IFD                  | \$1,170,884.67   | \$1,170,884.67 | 100.00% |
| Tenant-Based Rental Assistance (TBRA) | TENANT-BASED RENTAL ASSISTANCE | 295           | , ,              | Completed       | 07/14/09    | N/A         | N/A        | 43                | 07/11/07        | IFD                  | \$188,175.52     | \$188,175.52   | 100.00% |
| Tenant-Based Rental Assistance (TBRA) | TENANT-BASED RENTAL ASSISTANCE | 358           | , ,              | Completed       | 11/04/10    | N/A         | N/A        | 17                | 10/20/08        | IFD                  | \$180,042.86     | \$180,042.86   | 100.00% |
| Tenant-Based Rental Assistance (TBRA) | TENANT-BASED RENTAL ASSISTANCE | 440           | , ,              | Completed       | 05/22/13    | N/A         | N/A        | 24                | 11/20/09        | IFD                  | \$380,054.11     | \$380,054.11   | 100.00% |
| Tenant-Based Rental Assistance (TBRA) | TENANT-BASED RENTAL ASSISTANCE | 475           | , ,              | Completed       | 06/29/15    | N/A         | N/A        | 17                | 11/29/10        | IFD                  | \$236,032.88     | \$236,032.88   | 100.00% |
| Tenant-Based Rental Assistance (TBRA) | TENANT-BASED RENTAL ASSISTANCE | 503           | , ,              | Completed       | 06/29/15    | N/A         | N/A        | 10                | 01/03/12        | IFD                  | \$246,484.93     | \$246,484.93   | 100.00% |
| Tenant-Based Rental Assistance (TBRA) | TENANT-BASED RENTAL ASSISTANCE | 525           | , ,              | Completed       | 05/24/17    | N/A         | N/A        | 131               | 02/06/13        | IFD                  | \$1,137,210.15   | \$1,137,210.15 | 100.00% |
| Tenant-Based Rental Assistance (TBRA) | TENANT-BASED RENTAL ASSISTANCE | 578           | , ,              | Completed       | 02/04/20    | N/A         | N/A        | 147               | 01/08/16        | IFD                  | \$1,350,224.59   | \$1,350,224.59 | 100.00% |



U.S. Department of Housing and Urban Development  
 Office of Community Planning and Development  
 Integrated Disbursement and Information System  
 Status of HOME Activities - Non-Entitlement  
 HAWAII COUNTY, HI

DATE: 09-03-22  
 TIME: 14:51  
 PAGE: 5

IDIS - PR22

Note:  
 WAED - Written Agreement Execution Date  
 IFD - Initial Funding Date

| Tenure Type                           | Activity Type                  | IDIS Activity | Activity Address | Activity Status | Status Date | Total Units | Home Units Assisted | Total HH | Commitment Date | Commitment Date Type | Committed Amount | Drawn Amount | PCT    |
|---------------------------------------|--------------------------------|---------------|------------------|-----------------|-------------|-------------|---------------------|----------|-----------------|----------------------|------------------|--------------|--------|
| Tenant-Based Rental Assistance (TBRA) | TENANT-BASED RENTAL ASSISTANCE | 648           | , ,              | Open            | 06/15/22    | N/A         | N/A                 | 85       | 10/02/19        | IFD                  | \$865,104.00     | \$605,022.92 | 69.94% |



U.S. Department of Housing and Urban Development  
 Office of Community Planning and Development  
 Integrated Disbursement and Information System

DATE: 09-03-22  
 TIME: 14:49  
 PAGE: 1

Status of Open Activities and Activities Completed/Cancelled in the Last Year Activities - Non-Entitlement  
 HAWAII COUNTY, HI

IDIS - PR22

Note:  
 WAED - Written Agreement Execution Date  
 IFD - Initial Funding Date

| Tenure Type                           | Activity Type                  | IDIS Activity | Activity Address                                 | Activity Status | Status Date | Total Units | Home Units | Total HH Assisted | Commitment Date | Commitment Date Type | Committed Amount | Drawn Amount | PCT    |
|---------------------------------------|--------------------------------|---------------|--|-----------------|-------------|-------------|------------|-------------------|-----------------|----------------------|------------------|--------------|--------|
| Rental                                | NEW CONSTRUCTION               | 653           | 73-4577 Hina Lani Strret , Kailua-Kona HI, 96740 | Open            | 07/02/20    | 0           | 0          | N/A               | 07/02/20        | IFD                  | \$1,400,000.00   | \$0.00       | 0.00%  |
| Homebuyer                             | NEW CONSTRUCTION               | 654           | PO Box 4619 , Kailua Kona HI, 96745              | Open            | 07/27/22    | 0           | 0          | N/A               | 07/20/20        | IFD                  | \$451,221.00     | \$287,522.07 | 63.72% |
| Tenant-Based Rental Assistance (TBRA) | TENANT-BASED RENTAL ASSISTANCE | 648           | , ,  | Open            | 06/15/22    | N/A         | N/A        | 85                | 10/02/19        | IFD                  | \$865,104.00     | \$605,022.92 | 69.94% |



U.S. Department of Housing and Urban Development  
Office of Community Planning and Development  
Integrated Disbursement and Information System  
PR 25 - Status of CHDO Funds by Fiscal Year Report

DATE: 09-03-22  
TIME: 14:52  
PAGE: 1

{Prompted Grantee} = 2023:HAWAII COUNTY

---

**Total For All Years ( Subgranted to CHDOS )**

**Total For All Years ( Not Subgranted to CHDOS )**

**Grand Total**

**\$0.00**

IDIS - PR33

U.S. Department of Housing and Urban Development  
Office of Community Planning and Development  
Integrated Disbursement and Information System  
Home Matching Liability Report

DATE: 09-03-22  
TIME: 14:54  
PAGE: 1



REPORT FOR CPD PROGRAM CDBG  
 PGM YR 2021

| Section 3 Total By Program   | CDBG |
|--|------|
| Total Number of Activities   | 1    |
| Total Labor Hours  | 1    |
| Section 3 Worker Hours   | 0    |
| Targeted Section 3 Worker Hours  | 0    |
| <b>Qualitative Efforts</b>   |      |
| A Outreach efforts to generate job applicants who are Public Housing Targeted Workers  | 0    |
| B Outreach efforts to generate job applicants who are Other Funding Targeted Workers   | 0    |
| C Direct, on-the job training (including apprenticeships)  | 0    |
| D Indirect training such as arranging for, contracting for, or paying tuition for, off-site training   | 0    |
| E Technical assistance to help Section 3 workers compete for jobs (e.g., resume assistance, coaching)  | 0    |
| F Outreach efforts to identify and secure bids from Section 3 business concerns  | 0    |
| G Technical assistance to help Section 3 business concerns understand and bid on contracts   | 0    |
| H Division of contracts into smaller jobs to facilitate participation by Section 3 business concerns   | 0    |
| I Provided or connected residents with assistance in seeking employment including: drafting resumes, preparing for interviews, finding job opportunities, connecting residents to job placement services | 0    |
| J Held one or more job fairs   | 0    |
| K Provided or connected residents with supportive services that can provide direct services or referrals   | 0    |
| L Provided or connected residents with supportive services that provide one or more of the following: work readiness health screenings, interview clothing, uniforms, test fees, transportation          | 0    |
| M Assisted residents with finding child care   | 0    |
| N Assisted residents to apply for/or attend community college or a four year educational institution   | 0    |
| O Assisted residents to apply for or attend vocational/technical training  | 0    |
| P Assisted residents to obtain financial literacy training and/or coaching   | 0    |
| Q Bonding assistance, guaranties, or other efforts to support viable bids from Section 3 business concerns   | 0    |
| R Provided or connected residents with training on computer use or online technologies   | 0    |
| S Promoting the use of a business registry designed to create opportunities for disadvantaged and small businesses   | 0    |
| T Outreach, engagement, or referrals with the state one-stop system, as designed in Section 121(e)(2) of the Workforce Innovation and Opportunity Act  | 0    |
| U Other  | 1    |



Section 3 Details By Program, Program Year & Activity

| Program | Program Year | Field Office          | Grantee       | Activity ID | Activity Name  | Qualitative Efforts - Other Effort Description | Total Labor Hours | S3 Worker Hours | S3W Benchmark Met (25%) | Targeted S3W Hours | Targeted S3W Benchmark Met (5%) | A        | B        | C        | D        | E        | F        | G        | H        | I        | J        | K        | L        | M        | N        | O        | P        | Q        | R        | S        | T        | U |
|---------|--------------|-----------------------|---------------|-------------|--|--|-------------------|-----------------|-------------------------|--------------------|---------------------------------|----------|----------|----------|----------|----------|----------|----------|----------|----------|----------|----------|----------|----------|----------|----------|----------|----------|----------|----------|----------|---|
| CDBG    | 2021         | HONOLULU              | HAWAII COUNTY | 197         | BHC19- West Hawaii Homeless Emergency Shelter Improvements | Rebid Processes 2nd RFP processes              | 1                 | 0               | No                      | 0                  | No                              |          |          |          |          |          |          |          |          |          |          |          |          |          |          |          |          |          |          |          | X        |   |
| CDBG    | 2021         | <b>Total for 2021</b> |               |             |  |  | <b>1</b>          | <b>0</b>        | <b>0</b>                | <b>0</b>           | <b>0</b>                        | <b>0</b> | <b>0</b> | <b>0</b> | <b>0</b> | <b>0</b> | <b>0</b> | <b>0</b> | <b>0</b> | <b>0</b> | <b>0</b> | <b>0</b> | <b>0</b> | <b>0</b> | <b>0</b> | <b>0</b> | <b>0</b> | <b>0</b> | <b>0</b> | <b>0</b> | <b>1</b> |   |
| CDBG    | <b>Total</b> |                       |               |             |  |  | <b>1</b>          | <b>0</b>        | <b>0</b>                | <b>0</b>           | <b>0</b>                        | <b>0</b> | <b>0</b> | <b>0</b> | <b>0</b> | <b>0</b> | <b>0</b> | <b>0</b> | <b>0</b> | <b>0</b> | <b>0</b> | <b>0</b> | <b>0</b> | <b>0</b> | <b>0</b> | <b>0</b> | <b>0</b> | <b>0</b> | <b>0</b> | <b>1</b> |          |   |

Legend

- A** Outreach efforts to generate job applicants who are Public Housing Targeted Workers
- B** Outreach efforts to generate job applicants who are Other Funding Targeted Workers.
- C** Direct, on-the job training (including apprenticeships).
- D** Indirect training such as arranging for, contracting for, or paying tuition for, off-site training.
- E** Technical assistance to help Section 3 workers compete for jobs (e.g., resume assistance, coaching).
- F** Outreach efforts to identify and secure bids from Section 3 business concerns.
- G** Technical assistance to help Section 3 business concerns understand and bid on contracts.
- H** Division of contracts into smaller jobs to facilitate participation by Section 3 business concerns.
- I** Provided or connected residents with assistance in seeking employment including: drafting resumes, preparing for interviews, finding job opportunities, connecting residents to job placement services.
- J** Held one or more job fairs.
- K** Provided or connected residents with supportive services that can provide direct services or referrals.
- L** Provided or connected residents with supportive services that provide one or more of the following: work readiness health screenings, interview clothing, uniforms, test fees, transportation.
- M** Assisted residents with finding child care.
- N** Assisted residents to apply for/or attend community college or a four year educational institution.
- O** Assisted residents to apply for or attend vocational/technical training.
- P** Assisted residents to obtain financial literacy training and/or coaching.
- Q** Bonding assistance, guaranties, or other efforts to support viable bids from Section 3 business concerns.
- R** Provided or connected residents with training on computer use or online technologies.
- S** Promoting the use of a business registry designed to create opportunities for disadvantaged and small businesses.
- T** Outreach, engagement, or referrals with the state one-stop system, as designed in Section 121(e)(2) of the Workforce Innovation and Opportunity Act.
- U** Other