



# FIRE CHIEF'S REPORT

**HAWAII FIRE DEPARTMENT**  
25 AUPUNI ST., SUITE 2501  
HILO, HAWAII 96720  
[FIRE@HAWAIICOUNTY.GOV](mailto:FIRE@HAWAIICOUNTY.GOV)

2025 | AUGUST

FISCAL YEAR 25-26

# TABLE OF CONTENTS

Chief's Office Report .....	3
Fiscal Branch Report.....	3
Grants Report.....	3
Human Resources Branch Report.....	4
Emergency Operations Division .....	5
Special Operations Branch .....	6
Ocean Safety Branch .....	6
Emergency Medical Services Branch .....	7
Training Services Branch.....	8
Volunteer Services Section.....	9
Fire Prevention Section.....	9
Auxiliary Services Section .....	10
Vehicle Maintenance Section .....	11
Emergency Communications Branch.....	11
SNAPSHOTS AND STORIES .....	12
Emergency Operations Highlights .....	12
Notable Hazmat Responses:.....	12
Volunteers in Action!.....	12
Fire Prevention highlights .....	13
New Brush Trucks .....	14
Safety Program.....	15
Aviation Operations.....	16
Rope Rescue Training .....	17
Ocean Safety Highlights.....	17
Stay Connected!.....	18

# CHIEF'S OFFICE REPORT

Section Report by Chief's Office

Program Budget Objectives	Month	YTD	Goal
Maintain >95% current policies, procedures, and MOU, MOA, MAA.	No Data	No Data	>95%

# FISCAL BRANCH REPORT

Section Report by: Fire Accountant IV

Program Budget Objectives	QTR	YTD	Goal
Maintain budget variance within ±10% of projections for each major cost center per QTR.	No data	No data	±10%
Lead monthly budget meetings	No data	No data	12

Budget	Adj Appr	YTD Exp	% Used	Goal
Total Budget	\$76,853,168	\$12,867,787	16.74%	

# GRANTS REPORT

Section Report by: Fire Grants Manager (with Assistance from Fiscal)

Program Measures	Month	YTD	Goal
Dollar value of grants applied for	0	0	\$5,000,000
Dollar value of grants received	22,497.73	22,497.73	\$1,000,000

Grants	Purpose	Award	Spent YTD	Update
23 CDBG	(3) Brush Trucks	\$625,693	\$312,846	50% deposit paid
24 CDBG	1 UTV / 1 Brush Truck	\$44,500 / \$370,000	\$34,402 / \$383,751	Delivered
24 CDBG-MIT	(3) Brush Trucks IFB 4700; Mobile Service Trailer IFB 4701; Mobile Command Vehicle to be awarded FY 2026	\$891,420 / \$50,575	\$891,420	BR awarded to Rebel Strike. Mobile Service Trailer awarded to HI Specialty Vehicles.
23 AFG	Hazard Zone (IDLH) Incident. Command and a Control Training Program	\$488,722	\$79,564	16.28% spent as of 6/30/25. CoHnect project pending.
23 VFA	Bid awarded to Orchid Isle Ford: IFB 4520 2 Brush Trucks	\$278,590	\$73,041	Delivery pending.
24 VFA	Supplies and equipment continue to arrive	\$317,800	\$131,707	Pending approval of time extension

Grant Name	Submission Deadline	Purpose	Est. Request
FY25 SAFER	4/20/2025	Personnel and training for volunteers	\$1,300,000
FY25 AFG	5/20/2025	Multi-station rollout of new SCBAs	\$1,750,000
FY25 HMGP – PF	8/20/2025	Structural mitigation – 8 stations	\$3,200,000

# HUMAN RESOURCES BRANCH REPORT

Section Report by: Fire Human Resources Program Specialist

Program Budget Objectives	Month	YTD
Vacancy Rate Total	41	54
Vacancy Rate Fire	2	15
Vacancy Rate EMS	9	9
Vacancy Rate Communications	16	16
Vacancy Rate Ocean Safety	14	14

Program Budget Objectives	Month	Avg YTD	Goal
Efficient response to human resource queries	19	19	<2 Days
	Active	Avg Days	Goal
Average internal investigations completion in days	0	5	<60 days
	Rate	Avg % Yr	Goal
Maintain a vacancy rate below 7% (<36 positions)	2	0	<36 PV

	Position	Status Report
Internal Recruitment	Battalion Chief	Candidate Selected.
	Fire/EMS Specialist III	Position Filled.
	Fire Captain	Position Filled.
	Fire Equipment Operator	Position Filled.
	Fire/Hazardous Materials Specialist	Position Filled.
	Fire Prevention Inspector II	Position Filled.
	Fire Prevention Inspector I	Position Filled.
	Fire Rescue Specialist	Position Filled.
	Water Safety Officer V	Position Filled.
	Water Safety Officer IV	Department Interviews.
	Water Safety Officer III	Department Interviews.
	Lead Fire Equipment Mechanic	Job Posted (Internal)

	Position	Status Report
Open-Competitive	Professional Trainee – Info/Edu	Position Filled
	Professional Trainee – Grants	Department interviews, no selection
	Senior Account Clerk	Position Filled.
	Fire Maintenance Worker	Position Filled.
	Fire Communications Officer	Department Interviews.
	Water Safety Officer I	Department Interviews.
	Clerk IIIs	Job Description Finalized.

# EMERGENCY OPERATIONS DIVISION

Section Report by: Assistant Chief of Operations

Budget	Category	Adj Appropriation	YTD Expenditures	% Used	Goal	
Fire	S&W	\$34,967,574.00	\$7,574,076.03	21.66%	20.83%	
6221 (62012)	OCE	No data	No data	No data	16.67%	
(62106)	Equipment	No data	No data	No data	No data	
Fire - Heli	S&W	\$329,364.00	\$13,022.62	3.95%	20.83%	
6221 (62112)	OCE	No data	No data	No data	16.67%	
(62116)	Equipment	No data	No data	No data	No data	
Program Budget Objectives			August	YTD	Goal	
95% of all assigned training completed			81.32%	82.57%	> 95%	
Daily Vehicle Checks 90% (OPS)			48.83%	49.37%	> 90%	
Chute time			2:39	2:26	< 01:20	
99% Report completion within 10 days.			98.11%	97.92%	>99%	
Total Calls for Calendar Year 2025			August	YTD	%	
Fire			104	805	3.68%	
EMS			1908	15434	70.51%	
Other			680	5650	25.81%	
Totals			2692	21889	100%	
Year	2020	2021	2022	2023	2024	2025 (est.)
Total Calls	25,015	27,398	29,594	30,738	31,143	No data
Program Measures		August	% < 80 secs	YTD	% < 80 secs	
Avg. Turn out time (Fire)		2:26	13.79%	2:26	16.08%	
Avg. Turn out time (EMS)		2:10	15.27%	2:11	18.24%	
Program Measures		August	% < 9 mins	YTD	% < 9 mins	
Avg. Response Time (Fire)		12:54	33.9%	11:31	48.45%	
Avg. Response Time (EMS)		9:13	56.71%	9:05	59.63%	
Call Type			August	YTD		
Wildland calls (140, 141, 142, 143)			36	189		
Acres burned			58	369		
Structure Fires (110 & 111)			6	49		
Property and Contents - Loss			\$808,375	\$3,730,825		
Property and Contents - Save			\$133,625	\$3,944,525		
Other fires (all other 100 series)			62	512		
Property and Contents - Loss			\$64,000	\$1,021,350		
Property and Contents - Save			\$30,000	\$19,707,700		

# SPECIAL OPERATIONS BRANCH

Section Report by: Battalion Chief of Special Operations

Budget	Category	Adj Appropriation	YTD Expenditures	% Used	Goal
6223*	OCE	161,625.00	905	< 1%	16.67%
	Equipment	192,920.00	20,655	10.7%	

*\*sub-budget within auxiliary service budget*

Program Budget Objectives	Month	YTD	Goal
Aircraft Operational Uptime >90%	90%	93.3%	> 90%
Review & update SOP/SOG within cycle	0	0	>100%
Arrange annual HazTech Course		0	1 per Y
Maintain minimum proficiency training hours Rescue	256	496	480
Maintain minimum proficiency training hours Hazmat	296	296	480
Maintain minimum proficiency training hours Air Ops	1.7	9.2	480

# OCEAN SAFETY BRANCH

Section Report by: Water Safety Officer V

Budget	Category	Adj Appropriation	YTD Expenditures	% Used	Goal
Ocean Safety	S&W	\$3,903,244.00	\$723,131.09	18.53%	20.83%
6228	OCE	No data	No data	No data	16.67%
	Equipment	No data	No data	No data	

Program Measures (Metrics)	August	YTD/# of people
Number of Beach Visitors	323,569	2,203,509
Number of Preventative Actions	235	2,239
Number of Minor Medical Aids	202	1650
Number of Major Medical Aids (Transports)	5	55
Number of Rescues	34	458

Program Budget Objectives	Current	Goal
Certified Rescue Water Craft Operators >9	3	9
Provide 80% staffed tower hours to daylight	75%	80%
Maintain Updated Policies and Procedures (10)	No Data	100%

# EMERGENCY MEDICAL SERVICES BRANCH

Section Report by: Battalion Chief of EMS

Budget	Category	Adj Appropriation	YTD Expenditures	% Used	Goal
EMS	S&W	\$15,271,376.00	\$2,772,722.65	18.16%	20.83%
6227	OCE	N/A	N/A	N/A	16.67%
	Equipment	N/A	N/A	N/A	N/A
Program Measures			August	YTD	
Rosco Rate			4.8% (1)	7.3% (13)	
Call Volume ALS Transport			1,927	16,513	
Call Volume BLS Transport			N/A	N/A	
Program Budget Objectives			August	YTD	Goal
Less than 10% paramedic Vacancy rate			15% (7)	N/A	<6 vac
Quality review of 95% of Critical Calls			25%	62.5%	100%
Maintain a fleet of >8 Spare medics			10	>8	>8 Spare

## Program Highlights: EMS Branch

- We would like to congratulate our Fall 2024 paramedic class who have successfully met all national and state requirements to become licensed paramedics in the State of Hawai'i. They have worked hard over the past year and we're proud of all they've accomplished. Congratulations Austin Bloch, Sean Icari, Genesis Marks, and Kawika Roman.



- We have 5 personnel enrolled in the Fall 2025 paramedic class which began on August 25th.
- On August 7th, EMS Branch personnel attended the quarterly trauma meeting at Kona Community Hospital which also included review of prehospital charts and data with their trauma coordinators.
- The EMS Branch continues its collaboration with the Hawai'i Opioid Initiative with the goal of improving access to care for frequent users who may not require hospitalization. This remains an ongoing, long-term effort
- EMS Branch personnel participated in a 3-day Enhanced Sports and Special Events Incident Management training. This FEMA supported active engagement training provided event and incident action planning for large scale community events.
- A meeting was held with American Heart Association regarding upcoming operations and CPR algorithm updates. The global rollout of the 2025 Guidelines is expected in late October 2025.
- EMS Shopify Store – Supply Orders Data for the Month of August: 68 orders, approximately 44K in gross order sales

# TRAINING SERVICES BRANCH

*Section Report by: Assistant Chief of Operations*

Budget	Category	Adj Appropriation	YTD Expenditures	% Used	Goal
Fire Training	S&W	\$821,168	\$110,445	13.45 %	20.83%
6224	OCE	No data	No data	No data	16.67%
	Equipment	No data	No data	No data	
Program Budget Objectives		FF 1 & 2	Wildland	Driver Training	
Ensure all recruits graduate with minimum certifications		In progress	Spring 2026	Spring 2026	
Program Budget Objectives		Month	YTD	Goal	
Professional Development		November 2025	No Data	50 personnel	
Incident Command Training		Spring 2026	No Data	100% compliance	
Structural Firefighting Training		In Progress	No Data	75 personnel	
Wildland Firefighting Training		Unfunded	No Data	No Data	

## Program Highlights: Training Branch

- Training was able to address possible contamination issue with SCBA bottles. SCBA bottles inspected and cleaned by Kona Hydrostatic testing.
- 54th Recruit Class is completing requirements of FF1 ProBoard Certification.

# VOLUNTEER SERVICES SECTION

Section Report by: Senior Volunteer Services Captain

Budget	Category	Adj Appropriation	YTD Expenditures	% Used	Goal
Fire Volunteer	S&W	\$248,464.00	\$32,245.50	12.98%	20.83%
6225	OCE	No data	No data	No data	16.67%
	Equipment	0.00	0.00	0.00%	0%

Program Measures	Added this month	Total
Total Volunteers	1	112

Program Budget Objectives	August	YTD	Goal
Apply to two or more grants per year	1	1	>2
Manage, and Expend Grants Completely	0%	89.74%	100%
Compliance of Online Training of Volunteers	0%	44%	75%
Maintain 1 spare qualified driver per volunteer station	0	32	51

# FIRE PREVENTION SECTION

Section Report by: Battalion Chief of Fire Prevention

Budget	Category	Adj Appropriation	YTD Expenditures	% Used	Goal
Fire Prevention	S&W	\$1,148,168	\$170,899.46	19.06%	20.83%
6222	OCE	No data	No data	No data	16.67%

Program Measures	August	YTD	Last Year Comp
Inspections - Occupancy	3	24	N/A*
Public Education Events	2	25	N/A*
Plans Reviewed	46	407	N/A*
Fire Investigations	2	3	N/A*
Complaints Investigated	2	18	N/A*
Average Plan Review Time in Days	10.5	10.5	N/A*

Program Budget Objectives	August	YTD	Goal
Average plans reviewed < 14 days	9.9 days	10.5 days	<14 Days
Public Education min 2 a month	2	25	24
Maintain CFIT Designation for 2 personnel min	1	1	2
Fire Inspection of High Hazard >6 per month	1	9	72 / year
EPR property list input @ 60 updates a month	18	123	720 / year

# AUXILIARY SERVICES SECTION

Section Report by: Battalion Chief of Auxiliary Services

Budget	Category	Adj Appropriation	YTD Expenditures	% Used	Goal
Auxiliary	S&W	\$446,102.00	\$77,553.42	17.38%	20.83%
6223	OCE	No data	No data	No data	16.67%
	Equipment	616,100.00	27,877.90	4.52%	0%
Program Measures			August	YTD	
Monthly Total Order			131	221	
Gross Product Sent to Dept			\$81,385.73	\$134,464.36	
Number of variants available in warehouse			No data	No data	
Variants Items in stock			No data	No data	
Program Budget Objectives			August	YTD	Goal
Expenditure of OCE budget to 99% by end of fiscal			No Data	No Data	No Data
Encumbrance of Equip budget to 90% by end of second quarter			No Data	No Data	No Data
In stock percent > 90% for all warehouse variants			No data	No data	No data
Average fulfillment within 10 working days or less			No data	No data	No data

## Program Highlights: Auxiliary Services Section

Fire maintenance worker Jon Mitsuda joined the Auxiliary Services Team and has started to tackle the backlog of broken, damaged, and returned equipment that has accumulated at the warehouse over the years. Welcome, Jon!

# VEHICLE MAINTENANCE SECTION

Section Report by: Chief Mechanic

Budget	Category	Adj Appropriation	YTD Expenditures	% Used	Goal
Auxiliary	S&W	\$446,102.00	\$77,553.42	17.38%	20.83%
6223	OCE	No data	No data	No data	16.67%
	Equipment	25,000.00	0.00	0.00%	0%

*\*sub-budget within auxiliary service budget*

Program Measures	Month	YTD	LY YTD
Number of Repairs	279	544	No Data
Service Calls	42	80	No Data
Contracted Work or Tows	15	39	No Data
DOT inspections	No Data	No Data	No Data

Program Budget Objectives	Month	YTD	Goal
Log 100% of vehicle work orders into EPR Fireworks	No Data	No Data	100%

# EMERGENCY COMMUNICATIONS BRANCH

Section Report by: Battalion Chief of Communications

Budget	Category	Adj Appropriation	YTD Expenditures	% Used	Goal
Auxiliary	S&W	\$1,853,786.00	\$144,309.00	7.78%	20.83%
6223	OCE	No data	No data	No data	16.67%
	Equipment	No data	No data	No data	0%

*\*sub-budget within auxiliary service budget*

Program Measures			Admin (nonemergency)	Total
# of calls	Avg duration	% answered < 10 sec	# of calls	# of calls
2627	185	86.4%	2156	4807

Program Budget Objectives	August	YTD	GOAL
EMD Protocol Compliance 70%* or greater	26%	45%	>70%
90% of 911 calls answered in <10 seconds	86.4%	86.9%	90%
Average time to process 911 call <180	185s	184s	<180 sec
Time from Call to Dispatch <60 seconds @ 90%	133	133	<60 sec

*\*Compliance goal to increase 5% per year*

# SNAPSHOTS AND STORIES

## EMERGENCY OPERATIONS HIGHLIGHTS

- 8/7 **Brush Fire** in Paauilo Dist. 8 near the slaughterhouse. Inc# 18568, 170 acres burned. Fire extinguished by Co.8, Co.17, T09, T03, C1, C2, Vol 9B, BT1, BT5, DOFAW assistance and ARFF Tanker assistance. Cause of fire unknown
- 8/11 **Brush Fire**, Mana Road near Maunakea Access Rd. Inc# 18929 30 acres burned. Fire extinguished by Co.4, Co. 50 PTA, BT1, and DOFAW assistance.
- 8/14 **Structure Fire** in Moho Road dist. 10 Pahoia Inc# 19216. Single story 1600 sq ft home fully involved. Fire Controlled by Co.5,
- 8/22 **Structure Fire** Mamo St. Hawaiian Beaches Pahoia. Inc# 19834. Single story residential structure partially involved on the garage side of the structure. Fire extinguished and overhauled by Co.10 and Co.18.

## NOTABLE HAZMAT RESPONSES:

- HAZMAT Company 4 responded to the Wastewater Treatment Plant on Kekuanaoa Street for a propane leak from a 1,000-gallon tank. Crews secured the scene and coordinated with Hawaii Gas to transfer the propane from the leaking tank into a secured tank.
- Company 2, Choppers 1 & 2 – Responded to hikers needing assistance out of Waimanu. Parties transported via helicopters to Kukuihaili with no injuries.
- Company 2 and Chopper 1 Responded to female party in distress in Wailuku River area. Female party extricated by C1 via long line. Transported via M1 to HMC.

## VOLUNTEERS IN ACTION!

**1-A (Pepe'ekeo)** – Responded to five alarms, including assisting with the fire on Mana Road and Honokaa.



**5-B (Hawaiian Acres)** – Responded to two calls one for a structure fire and one for the smell of smoke. They also did a multi company training drill and multiple drills on their own. Photos below. They returned out of commission Tanker5B state A181.



**5-D (Fern Acres)** – Responded to 3 fire calls and did multiple wildland training exercises including multi company training.

**7-B (Kalaoa)** – Conducted training on pump operations, vehicle maintenance, paperwork, preplanning for wildland interface for their district.

**9-A (Waiki'i)** – Responded to the Mana road fire off Summit Access Road with two apparatus and 4 personnel. They also built and finished their fire station extension and got the final inspection on the building. Pictures below.

**9-B (Kanehoa)** – Held two separate practices of WUI drills with the emphasis of getting fast water on the head of the fire under different scenarios. 9-BRAVO also responded to 4 fires in Honokaa, 1 fire across from Kawaihae Village, and 1 fire on Mana Road.



**10-D (Ainaloa)** – Responded to one vehicle fire with Company 10. Hosted a cross-company training alongside 5-Bravo and 5-Delta, demonstrating wildland progressive hose-lay tactics. Conducted monthly driver training (2 hours). Assigned 10-Delta's newer firefighters a research project on IFSTA Essentials of Fire Fighting, Chapter 6, culminating in a station-level presentation on portable fire extinguisher operations. Performed scheduled equipment repair and maintenance to ensure operational readiness.

**16-B (Pu'uuanahulu)** – Had 34.5 man hours doing wet drills, driver training and vehicle maintenance.

**19-B (Fern Forest)** – Held a multi-company training with 19A, facilitated by Mr. Moller. Continued a online wildland training video, followed by dry drills utilizing the new hose packs from the VFD grant.

**20-A (HOVE)** – Responded to one structure fire and one brush fire alongside Co. 20 and assisted them with fire suppression operations.

## FIRE PREVENTION HIGHLIGHTS

### Community Outreach, Events & Media Engagement

**August 5:** We participated in Hale Na Koa 'O Hanakahi Resource Fair.

**August 20:** Capt. Goo Attended the National Cohesive Wildland Fire Management Strategy program meeting.

**Fire Investigations / UAS Program**

August 13: Fire Investigation, District 18  
Incident #250019077, Investigators: BC R. Henderson  
Determined Cause: Undetermined via Electrical



**Dist.8 (08/07/2025) Inc#25128888:**  
HFD's Matrice 30T was utilized for a 360 aerial view of the brushfire area. Infrared scans and searches were conducted around the perimeter of the findings. Incident maps and live footage were shared with the EOC.

**Dist.8 (08/25/25) Inc#25138632:** HFD's Matrice 30T was utilized for a 360 aerial view of the brushfire area. Infrared scans and searches were conducted around the perimeter of the findings. Incident maps and live footage were shared with the EOC.



**NEW BRUSH TRUCKS**



New Brush Trucks 5, 11 and 17 arrived at the pier on 8/22. We are awaiting the MSO's so we can register and add to inventory. to complete the final inspection for Brush Truck 5, Brush Truck 11, and Brush Truck 17.

# SAFETY PROGRAM

## COOP

- Activation – Tsunami Warning on 7.29.30: After Action Review drafted; review ongoing with F2.
- Planning ongoing for two-phase exercise on October 7, 2025.

## **Memo 25-056: Semi-Annual Checklist for Safety (Due by July 31st)**

- Followed up on outstanding submissions – all staffed stations completed.
- On-site assessment of Station #4 conducted on August 12th; report drafted.
- High particle count and signs/symptoms of moisture intrusion identified; R&M work order submitted.
- On-site assessment of Station #5 conducted on August 21st; report in drafting stage.
- High particle count and signs/symptoms of moisture intrusion identified; R&M work order submitted.

## **Procurement of NFPA Ground Ladder Testing Equipment/Supplies**

- Ongoing process; vendor updated HCE status to “current/compliant.”
- Sole source request pending.
- Follow-Up with Maui FD Health & Safety Site Visit
- Tentatively scheduled for the 3rd week of September (19th).

## **Draft OSHA Two-In/Two-Out Policy**

- Under review with F2.

## **Draft CODE-H Procedure (Abandoned/Vacant Building Program)**

- Updated after feedback; online form/dataset developed.
- Seeking a station/shift to trial/test the concept.

## **AAR – Boiling Pots Drive Training**

- Ongoing with BC Lindsey.

## **Coordination with Training & National Fallen Firefighters Foundation**

- Hosting “Taking Care of Our Own” (LODD) training in the 1st quarter of 2026.
- Considering alternative venue for 25-30 attendees.

## **Severe Event Response Team Training**

- Attended at Honolulu Fire on September 3rd & 4th.
- Draft procedure under development.

## **Respiratory Protection Program**

- HIOSH Boiler and Elevator inspector visited Waiakea on August 25th (originally anticipated in July); both Mako units passed, though the electric Mako requires replacement of all three Kunkle valves.
- Inspector also reviewed mechanics’ air compressor.
- Per Capt. Boteilho: East side fit-testing is 100% complete; Capt. Mantz is restarting to maintain annual status.

### Safety Concerns and Inspections

- Received anonymous concern regarding mold and mildew in rain catch tarp, with suggested annual upkeep by DPW; no station or submitter identified. Notified Support Services and Warehouse for awareness.
- Follow-up air quality inspection at Station #18 post-mold abatement (late July): Particles in kitchen (PM2.5: 79, down from 183 on June 2, 2025) and bathroom (PM2.5: 79, down from 328) indicate effective abatement.
- Investigating safety concern at Station #2: Aviation refuel trailer parked too close to hangar. The trailer appears only temporarily relocated out of necessity and will be returned to normal position.

### Incident/Accident Reports

- Five new Incident/Accident reports, two new Vehicle/Property Damage, and two Toxic exposure reports received during August.

### Joint Safety Committee

- Meeting held on August 20th; agenda and previous minutes posted to SharePoint.

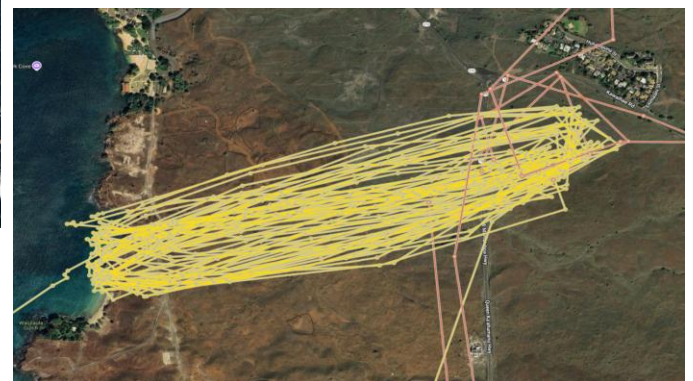
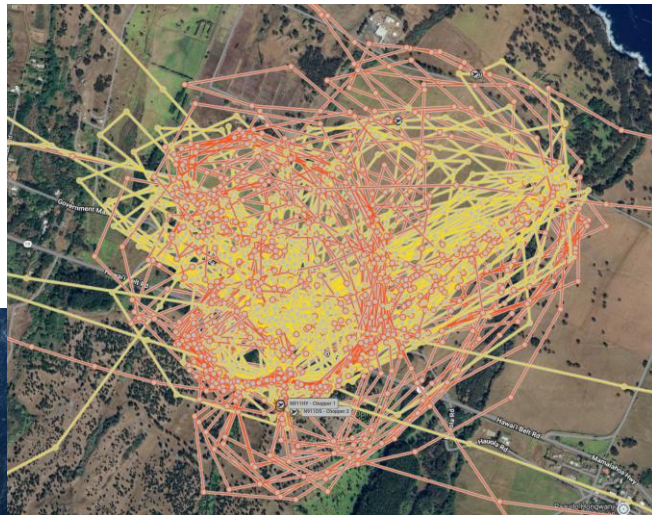
## AVIATION OPERATIONS

Chopper 1 – 19.7 flight hours

Chopper 2 – 21.1 flight hours

**Fire** - 26.6 flight hours were dedicated to fighting brush fires in the vicinity of:

- Paauilo
- Maulua Gultch
- Kawaihae
- Honokaa
- Pohakuloa Training Area



**Rescue** – 9.4 hours were dedicated to rescues:

- Pololu Swimmer in Distress

- Laupahoehoe Nui cliff face rescue of 3 people
- Machenzie Beach Park recue with Billy Pugh net for fisherman stuck down cliffside
- Extrication of trapped person in Awehi Stream Gultch



**Other** – 3 days of shark surveys for Department of Land and Natural Resources due to sighting of a Tiger Shark.

**Training** – 1.7 flight hours for pilot recurrent training and proficiency.

## ROPE RESCUE TRAINING

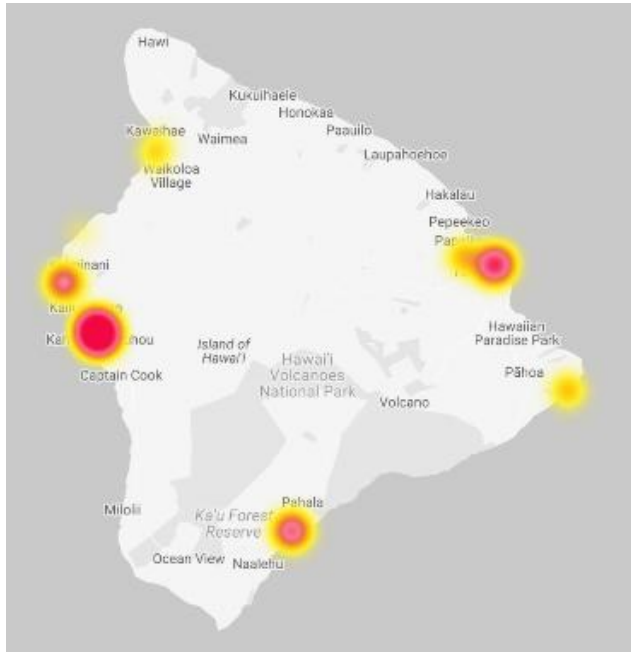
A recent training evolution was held at the Daniel Sayre Training Tower at Makalei Fire Station. The session focused on safety and risk analysis of rope rescue systems, covering knots, anchors, patient packaging, litter rigging, belay systems, lowering and raising systems, knot passing, rappelling, guiding lines, and high lines. Photos provided by Capt. Sohriakoff.



## OCEAN SAFETY HIGHLIGHTS



Hawai'i Fire Department, Ocean Safety Division provided Water Safety Support for the Hawai'i County/Okinawa Haari Boat Racing Event 8/16/25.



Hawai'i Fire Department, Ocean Safety Division, Junior Lifeguard Championship team: Kaanapali, Maui, HI 8/09/25. 2<sup>nd</sup> Place overall.

Duke's Ocean Festival Lifeguard Challenge: 4 HFDOS WSOs and 2 Junior Lifeguards participate in all relay races: 500-yard Run Relay, 250-yard Swim Relay, Run/Swim/Run (100/100/100 yards) Relay, Paddle Board Relay, and Beach Flags. Event sponsored and travel paid by the Hawaiian lifeguard Association.

Heat map of Major First Aids, Minor First Aids and Rescues for month of August; Watchtower Program

## STAY CONNECTED!



See what we're up to on social media! Follow the Hawai'i Fire Department for the latest updates, photos, and behind-the-scenes looks at our work in the community. Check out our recent posts!

END REPORT