



County of Hawai`i Wastewater Division Wastewater Rate Study June 2026



County of Hawai`i Wastewater Division


Why do a Wastewater Rate Study?

- **Wastewater Division Mission:**
 - “To protect public health and the environment to enhance quality of life when managing the County Wastewater System, respect the community while spending wastewater public funds efficiently and appropriately, and nurture responsibility and professionalism in the Wastewater Division workplace.”




What is a Wastewater Rate Study

- **Projects wastewater utility revenues, expenses, and rates for a five-year period.**
- **Defines how to pay for wastewater system expenses.**
- **Determines a cost-of-service based schedule of rates that incorporate the County's needs.**



Description of Wastewater System Facilities


- **6 wastewater treatment plants**
 - Two are larger: Hilo and Kealakehe
 - Four are smaller: Pāpaʻikou, Kulaʻimano, Kapehu, and Honokaʻa
 - 5 million gallons of wastewater treated each day
- **2 large capacity cesspools, Pāhala and Nāʻālehu**
- **120 miles of sewer mains**
- **16 pump stations**
- **20 miles of sewer mains cleaned each year**



County of Hawai'i: Wastewater Treatment Plant Locations




Hilo Wastewater Treatment Plant




County of Hawai'i Wastewater Division

Pipe Installation




County of Hawai`i Wastewater Division

Pipe Repair: Sliplining




County of Hawai'i Wastewater Division

Repair of Papaikou Clarifier



County of Hawai'i Wastewater Division


Pipe Install



County of Hawai`i Wastewater Division


Current Issues

- **Maintain safe, reliable sewer service for public health and the environment**
- **Increasing costs, aging infrastructure, regulatory requirements.**
- **The need to pay for planned repairs and upgrades**
- **Avoid service failures and emergency rate increases**




Why is a Rate Increase Necessary?

- **Aging infrastructure: pipes, pumps, treatment plants need replacement**
- **Regulatory/compliance mandates**
- **Rising operating costs: chemicals, labor, insurance**
- **Reserves are at or below policy targets and cannot sustainably cover recurring costs**




New Low-Income Assistance Program

- **County is evaluating a new low-income assistance program**
- **Amount of the discount is under consideration**
- **County is considering the use of existing assistance programs such as eligibility as criteria**



Proposed Monthly Wastewater Service Charges


- Residential
- Non-Residential
- New Hotels Customer Class
- Private Haulers



County of Hawai`i Wastewater Division

Proposed Monthly Wastewater Service Charges Residential


Customer Class	Current	Proposed					Units
		11/1/2026	1/1/2028	1/1/2029	1/1/2030	1/1/2031	
Residential							
Single-Unit Residential, Monthly Base Rate Charge	\$52.00	\$63.00	\$76.00	\$91.00	\$108.00	\$125.00	\$/Unit
Multi-Unit Residential, Monthly Base Rate Charge	\$52.00	\$63.00	\$76.00	\$91.00	\$108.00	\$125.00	\$/Unit
Gang Cesspools, Monthly Base Rate Charge	\$25.00	\$32.00	\$38.00	\$46.00	\$54.00	\$62.00	\$/Unit



Proposed Monthly Wastewater Service Charges

Non-Residential


Customer Class	Current	Proposed					Units
		11/1/2026	1/1/2028	1/1/2029	1/1/2030	1/1/2031	
Non-Residential							
Monthly Base Rate Charge per Unit	\$54.00	\$79.00	\$94.00	\$113.00	\$134.00	\$155.00	\$/Unit
Monthly Usage Charge per 1,000 Gallons							
0 - 8 kgal (Included in Monthly Base Rate Charge)	N/A	N/A	N/A	N/A	N/A	N/A	\$/kgal
8 - 15 kgal	\$7.50	\$7.50	\$9.00	\$10.80	\$12.75	\$14.80	\$/kgal
15 - 30 kgal	\$9.00	\$9.00	\$10.80	\$12.95	\$15.30	\$17.75	\$/kgal
>30 kgal	\$9.50	\$9.50	\$11.40	\$13.70	\$16.15	\$18.75	\$/kgal



Proposed Monthly Wastewater Service Charges

New Customer Class Hotels


Customer Class	Current	Proposed					Units
		11/1/2026	1/1/2028	1/1/2029	1/1/2030	1/1/2031	
Hotels							
Monthly Base Rate Charge	\$54.00	\$96.00	\$115.00	\$138.00	\$163.00	\$189.00	\$/Unit
Monthly Usage Charge per 1,000 Gallons							
0 - 8 kgal (Included in Monthly Base Rate Charge)	N/A	N/A	N/A	N/A	N/A	N/A	\$/kgal
8 - 15 kgal	\$7.50	\$8.85	\$10.60	\$12.75	\$15.05	\$17.45	\$/kgal
15 - 30 kgal	\$9.00	\$10.35	\$12.40	\$14.90	\$17.60	\$20.40	\$/kgal
>30 kgal	\$9.50	\$10.85	\$13.00	\$15.60	\$18.45	\$21.40	\$/kgal



Proposed Monthly Wastewater Service Charges

Private Haulers


Customer Class	Current	Proposed					Units
		11/1/2026	1/1/2028	1/1/2029	1/1/2030	1/1/2031	
Private Haulers, \$ per 500 Gallons							
Septage and Cesspool	\$64.00	\$100.00	\$140.00	\$180.00	\$217.00	\$252.00	\$/500 gal
Portable Toilets	\$64.00	\$84.00	\$104.00	\$127.00	\$150.00	\$174.00	\$/500 gal
WWTP	\$64.00	\$125.00	\$250.00	\$375.00	\$500.00	\$550.00	\$/500 gal



Monthly Wastewater Bill Comparison

Average Single-Unit Residence


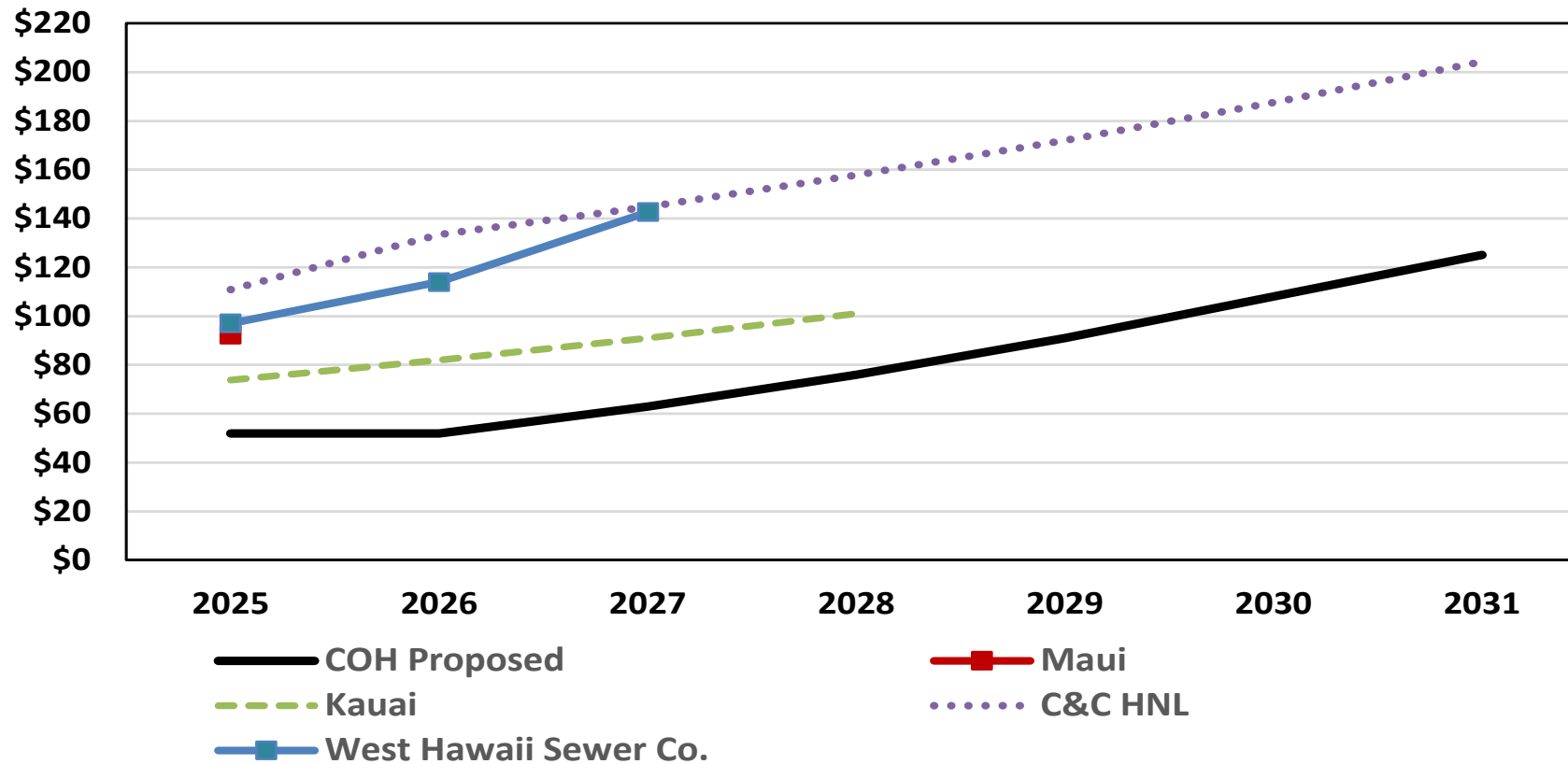
	Monthly Wastewater Bill as of July 1 of Each Year						
	2025	2026	2027	2028	2029	2030	2031
County of Hawai`i	\$52.00	\$52.00	\$63.00	\$76.00	\$91.00	\$108.00	\$125.00
County of Maui	\$92.40						
County of Kauai	\$73.75	\$82.00	\$91.00	\$101.00			
City and County of Honolulu	\$110.89	\$133.45	\$144.75	\$157.81	\$171.95	\$187.48	\$204.31
West Hawaii Sewer Company	\$97.10	\$113.98	\$142.62				



Monthly Wastewater Bill Comparison

Average Single-Unit Residence

Single-Unit Residence, Water Use of 9 kgal/month



County of Hawai`i Wastewater Division

Thank you for your time.

